

55M1-55M2-55M4

CONFINEMENT SERIES

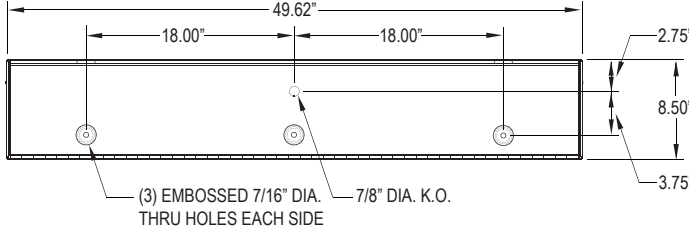
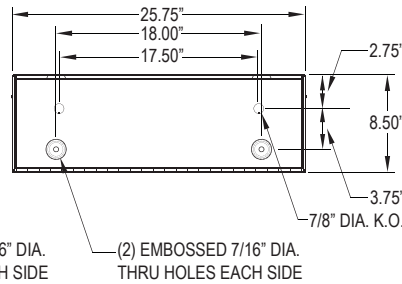
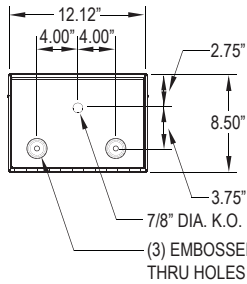
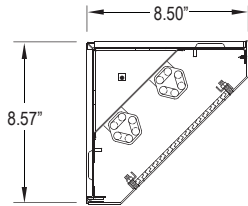
CORNER LUMINAIRE

CLAMSHELL DESIGN FOR MIN. TO MAX. SECURITY
FLUORESCENT/LED



PROJECT:
TYPE:
PRODUCT:
APPROVED:
DATE:

DIMENSIONAL DATA



FEATURES

The New Star 55M1-55M2-55M4 Confinement clamshell corner mount fixture is designed for max security applications

- 18-12 gauge clamshell minium to supermax corner luminaire
- Lens held in place with Z-Channel and weld studs
- 16 gauge full length continuous staked piano hinge with welded ends
- Counter sunk Torx screws with center pin and captive cage nuts
- Black Neoprene gasket around door frame to prevent light leaks
- Wet location optional

APPLICATION

- Confinement
- Psychiatric Wards
- Detention Centers
- Public Housing Complexes
- Transportation Applications
- Athletic Facilities
- Locker Rooms

SPECIFICATION FEATURES

HOUSING:

Die formed, seam welded, and ground smooth (specify material and gauge). Incorporates a removable reflector unitized with all electrical components for easy installation and maintenance.

BACKPLATE:

Die formed with contraband drop slot and embossed mounting holes (materials and gauge to match housing). Security caulking between ceiling and fixture is not required with this back plate design.

HINGE:

16 gauge full length continuous, staked piano hinge, with welded ends. to prevent removal (material to match housing).

LENS / LENS RETENTION:

Lens per specification (see options) and secured by "Z" retainers with weld studs spaced six inches apart for maximum strength.

ELECTRONICS:

Fluorescent:
Electronic Ballast <10% THD standard. RIF available. Lamps by others.

LED:

Available in three standard color temperatures 3500°K, 4000°K & 5000°K. Other color temperatures available, consult factory.

ELECTRONICS:

Electronic Ballast <10% THD standard. RIF available. Lamps by others.

LED NIGHT LIGHT:

Integrated switch allows light selection at 100%, 70%, 40% and 10% levels

GASKET:

Black Neoprene gasket around door frame to prevent light leaks

FASTENERS:

Tamper resistant countersunk, flat head Torx screws with center pin reject

FINISH:

White powdercoat finish following an iron phosphate pre-treatment.

LABEL:



ORDERING INFORMATION

Product Family Gauge # of Lamps Lamp Type # of Ballasts/Drivers

55M_ - [] - [] - [] - []

55M1 8-1/2" x 12-3/8" x 8-9/16"	A = 12 Ga. CRS B = 14 Ga. CRS	G = 18 Ga. SS (Brushed)	Fluorescent: 55M1 1 = 1 Lamp	LED 55M1-55M2: L2 = 2 Row (25W) L3 = 3 Row (37.5W)	Fluorescent: 55M1 18 = 18W Triple Gx24q-2 8Q = 18W Quad G24q-2	Fluorescent: 55M2 17 = Lin. 17W T8 14 = Lin. 14W T5	LED: 35 = White 3500°K 40 = White 4000°K 50 = White 5000°K	Fluorescent: 1 = 1 Ballast 2 = 2 Ballast	LED: 1 = Driver 2 = Driver
55M2 8-1/2" x 25-5/8" x 8-9/16"	C = 16 Ga. CRS D = 18 Ga. CRS	H = 14 Ga. SS (Painted)	2 = 2 Lamp		26 = 26W Triple Gx24q-3 6Q = 26W Quad G24q-3	24 = Lin. 24W T5 HO 40 = 40 Twin 2Gx11			
55M4 8-1/2" x 49-5/8" x 8-9/16"	E = 14 Ga. SS F = 16 Ga. SS	J = 16 Ga. SS (Brushed) K = 18 Ga. SS (Painted)	55M2-55M4 1 = 1 Lamp 2 = 2 Lamp 3 = 3 Lamp	LED 55M4: L2 = 2 Row (50W) L3 = 3 Row (75W)	42 = 42W Triple Gx24q-4	Fluorescent: 55M4 32 = 32W T8 28 = 28W T5 54 = 54W T5 HO			

Outer Lens / Inner Lens - Voltage - Options

Ø = No Lens A = .125 Clear Poly. B = .156 Clear Poly. 1 = .187 Clear Poly. 2 = .250 Clear Poly. 3 = .375 Clear Poly. 4 = .500 Clear Poly.	5 = .187 Clear Temp. Glass 6 = .250 Clear Temp. Glass 7 = .375 Clear Temp. Glass 8 = .500 Clear Temp. Glass 9 = .750 Clear Temp. Glass LC3 = .125 White Frosted Poly.	Ø = No Lens A = .125 Pris. Acrylic B = .125 Pris. Poly. C = .156 Pris. Poly.	D = .187 Pris. Poly. E = .156 Pris. Temp. Glass F = .156 Pris. Acrylic G = .140 DR Acrylic	12 = 120V 27 = 277V 34 = 347V UN = Universal (120V-277V)	DB = Ballast: Dimming (0-10V) * E1 = Emerg. Ballast (450 Lumens) * E2 = Emerg. Ballast (1350 Lumens) * PR = Program. Rapid Start Ballast LN = LED Night Light. Consult factory for available color /temperatures. NL = Fluorescent Night Light *	AH = Allenhead Screws with center pin reject FZ = Fuse Holder * WL = Wet Location Overlay UV = .005 UV Absorbing Overlay PF = Plaster Frame & Yolk CB = Cross Bar
---	--	---	---	---	---	--

^ Must Use 12 or 14 Gauge Frame
* Cannot use with universal voltage option

◀ Consult factory for T5 availability
■ Consult factory for lamp-ballast options
◆ Not available in LED

Notes:

Specifications and Dimensions are subject to change without notice. For additional options and dimensional details please consult your New Star Lighting Representative. For specific electronic ballast, specify brand and catalog number.

