

# STARTILE IMAGE OVERLAY 11-14 LED

AGS11/AGS14/AGG11/AGG14/AGF11/AGF14

## SPECIFICATION FEATURES

- HOUSING:** Fixture Frame White Extruded Aluminum. Surface fixtures have a cold rolled steel back pan. Flange fixtures have an external frame in cold rolled steel.
- LENS:** Variety of image overlays to choose from. Optional custom image. Configurations on page 2. Surface and Flange fixtures are unavailable in certain configurations, consult factory for options.
- LED:** Available in four white color temperatures 3000°K, 3500°K, 4200°K and 5700°K. Other color temperatures available, consult factory. Standard 0-10V Meanwell dimming driver with 10-100% range.
- POWER SUPPLY:** LED Driver Included.  
Surface Mount has remote driver.  
Grid/Flange Mount has an integral driver.  
Input Voltage: AC120V-277V  
AG11: Input Power 18.0W  
AG14: Input Power 40.0W



**APPLICATION:**  
Hospitals, Patient Rooms, Exam Rooms, Public Areas, Hotels, Dental Offices, Schools, Offices, and more.

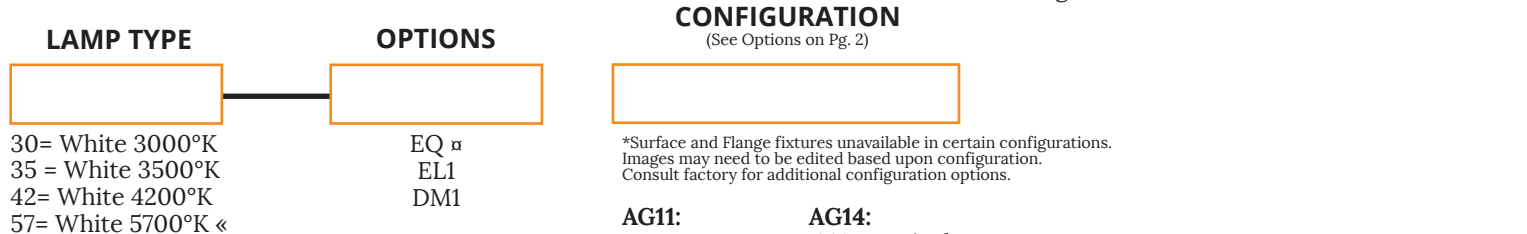
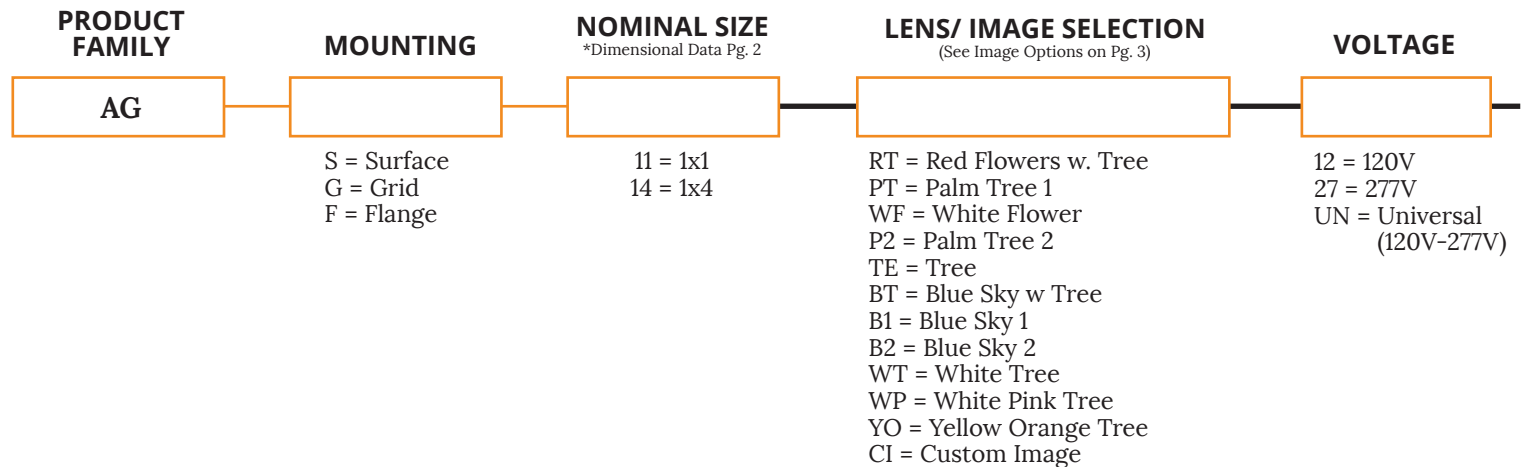
**MOUNTING:**  
Mounting screws are not provided.

**LABEL:**  
Fixture is listed for UL Damp Location.



## ORDERING INFORMATION

Ex: AGS11-RT-UN-57-11A



\*Surface and Flange fixtures unavailable in certain configurations. Images may need to be edited based upon configuration. Consult factory for additional configuration options.

- |                 |                 |
|-----------------|-----------------|
| <b>AG11:</b>    | <b>AG14:</b>    |
| 11A             | 14A: Vertical   |
| 11B: Vertical   | 14B: Horizontal |
| 11C: Horizontal | 14C: Horizontal |
| 11D: Square     | 14D: Vertical   |
| 11E: Horizontal | 14E: Vertical   |
|                 | 14F: Vertical   |
|                 | 14G: Horizontal |

CUC = Custom Configuration.  
See factory for details.

## KEY

- EQ = Earthquake Clips/Suspended mounting bracket clips α  
EL1 = Emerg. Batt. LED Low  
DM1 = 0-10V dimming with 1-100% range  
α Can only be used with Grid  
« Recommended for Image Overlays

Notes:  
Image is a 1x4 StarTile with Blue Sky 2 Image Overlay (B2).  
Specifications and Dimensions are subject to change without notice.  
For additional options and dimensional details please consult your New Star Lighting Representative.


# STARTILE IMAGE OVERLAY 11-14 LED

AGS11/AGS14/AGG11/AGG14/AGF11/AGF14

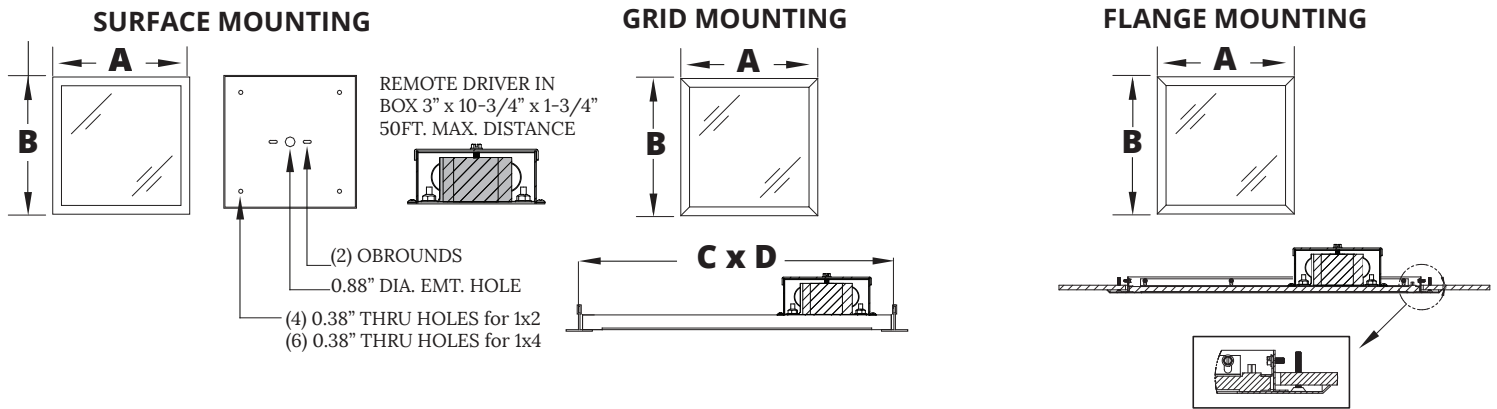


## CONFIGURATION OPTIONS

\*Consult factory for alternate configurations. Images may need to be edited based upon configuration.



## DIMENSIONAL DATA



	A	B	C	D	Depth	Recommended Ceiling Cut-Out
AGS11	12.00"	12.00"	-	-	1.00"	N/A
AGS14	12.00"	47.375"	-	-	1.00"	N/A
AGG11	11.81"	11.81"	12"	12"	0.56"	N/A
AGG14	11.81"	47.75"	12"	48"	0.56"	N/A
AGF11	15.50"	15.50"	-	-	1.30"	12.483" x 12.438"
AGF14	15.38"	50.813"	-	-	1.30"	12.438" x 47.1875"

Notes:  
Specifications and Dimensions are subject to change without notice.  
For additional options and dimensional details please consult your New Star Lighting Representative.

## IMAGE SELECTION



RT = Red Flowers w Tree



PT = Palm Tree 1



WF = White Flower



P2 = Palm Tree 2




TE = Tree



BT = Blue Sky w Tree



B1 = Blue Sky 1




B2 = Blue Sky 2




WT = White Tree



WP = White Pink Tree



YO = Yellow Orange Tree



CI = Custom Image



VKI Images Available.  
See Website for Selection.