

# STARTILE IMAGE OVERLAY MRI 22-24 LED

AGS22/AGS24/AGG22/AGG24/AGF22/AGF24

## SPECIFICATION FEATURES

- HOUSING:** Fixture Frame White Extruded Aluminum. Non-ferrous material content. Surface fixtures have an aluminum back pan. Flange fixtures have an aluminum external frame.
- LENS:** Variety of image overlays to choose from. Optional custom image. Configurations on page 2. Surface and Flange fixtures are unavailable in certain configurations, consult factory for options.
- LED:** Available in four white color temperatures 3000°K, 3500°K, 4200°K and 5700°K. Other color temperatures available, consult factory. Standard 0-10V dimming with 10-100% range.
- POWER SUPPLY:** LED Driver Included. Driver must be remote mount outside of MRI room (50ft. max). MRI room EMI filter required (supplied by others).  
Input Voltage: AC120V-277V  
AG22: Input Power 40.0W (must order Power Supply separately. See page 2)  
AG24: Input Power 75.0W (must order Power Supply separately. See page 2)



**APPLICATION:**

MRI Rooms.

**MOUNTING:**

Mounting screws are not provided.

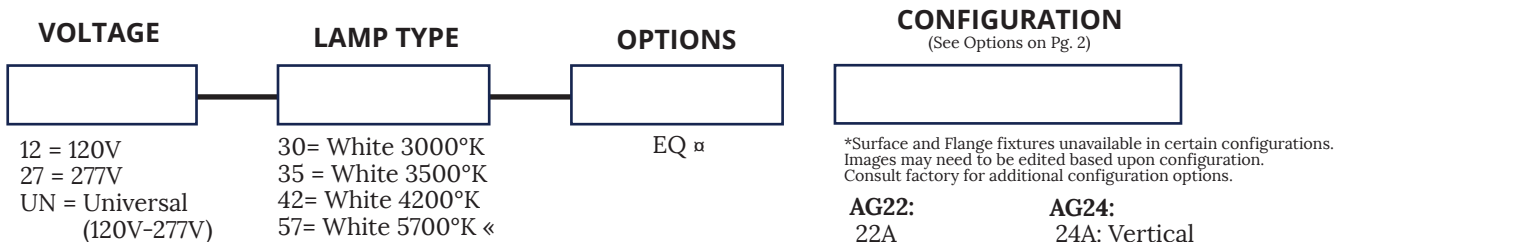
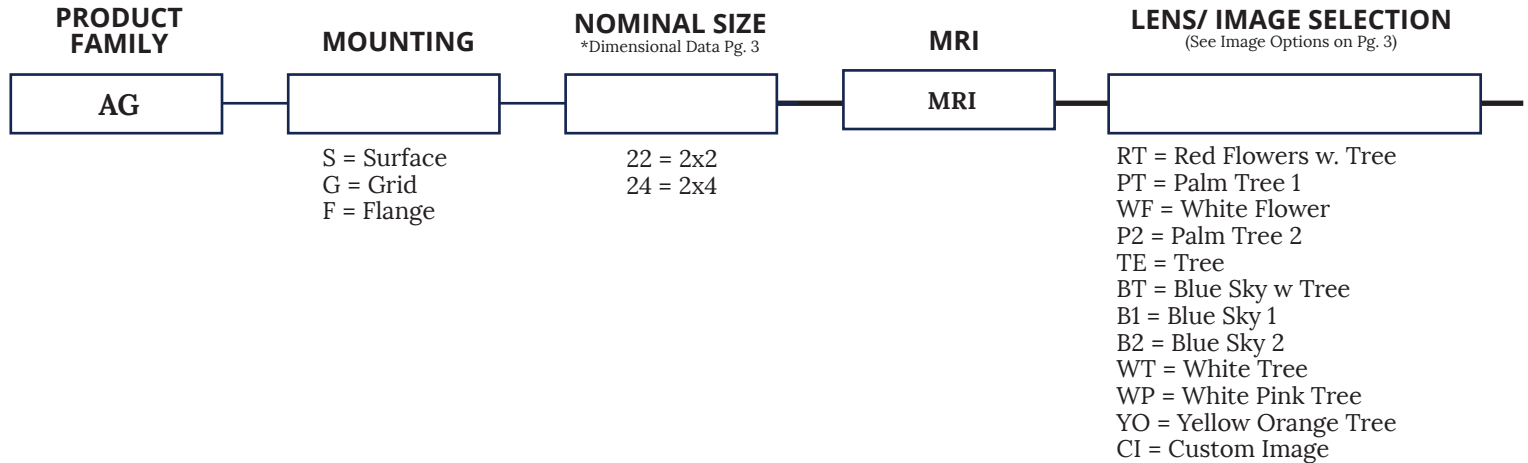
**LABEL:**

Fixture is listed for UL Damp Location.



## ORDERING INFORMATION

Ex: AGG22-MRI-RT-UN-57 22B



**KEY**

EQ = Earthquake Clips «

« Can only be used with Grid  
« Recommended for Image Overlays

- |                 |                 |
|-----------------|-----------------|
| <b>AG22:</b>    | <b>AG24:</b>    |
| 22A: Vertical   | 24A: Vertical   |
| 22B: Vertical   | 24B: Horizontal |
| 22C: Horizontal | 24C: Horizontal |
| 22D: Square     | 24D: Vertical   |
| 22E: Horizontal | 24E: Vertical   |
|                 | 24F: Vertical   |
|                 | 24G: Horizontal |

CUC = Custom Configuration.  
See factory for details.

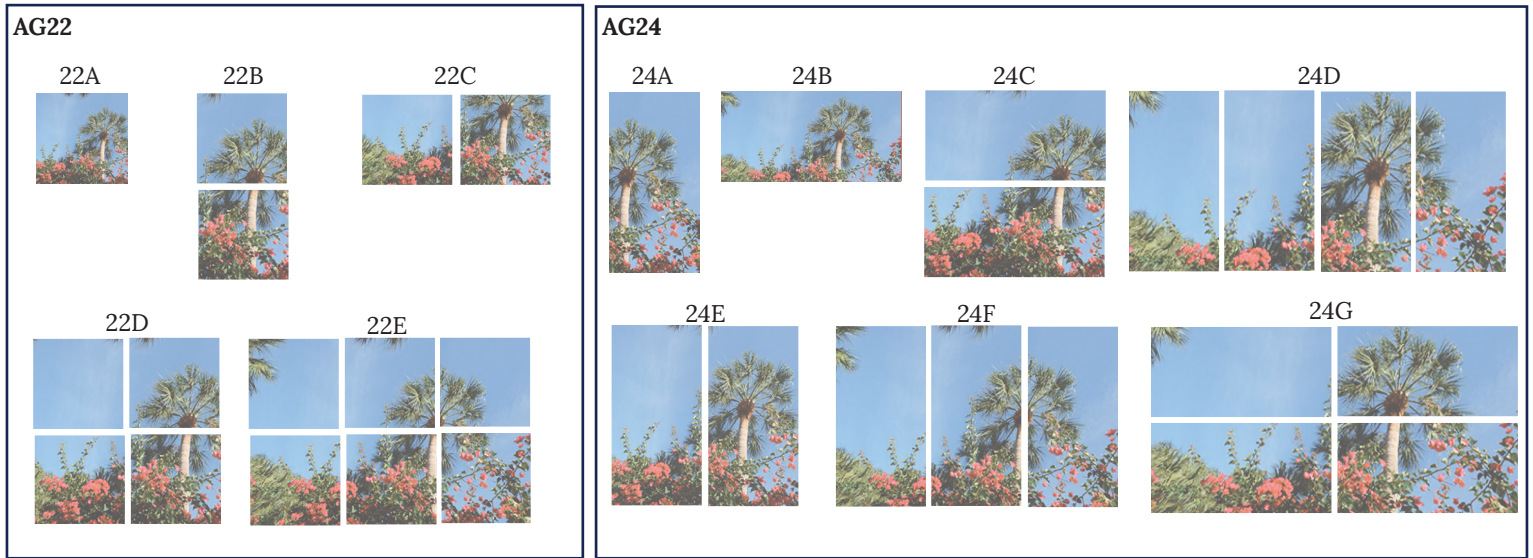
Notes:  
Image is a 2x4 StarTile with Blue Sky 2 Image Overlay (B2).  
Specifications and Dimensions are subject to change without notice.  
For additional options and dimensional details please consult your New Star Lighting Representative.

# STARTILE IMAGE OVERLAY MRI 22-24 LED

AGS22/AGS24/AGG22/AGG24/AGF22/AGF24

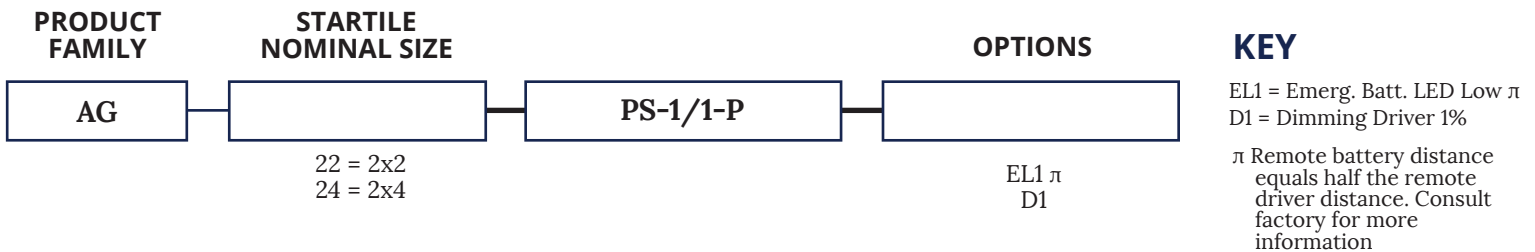
## CONFIGURATION OPTIONS

\*Consult factory for alternate configurations. Images may need to be edited based upon configuration.



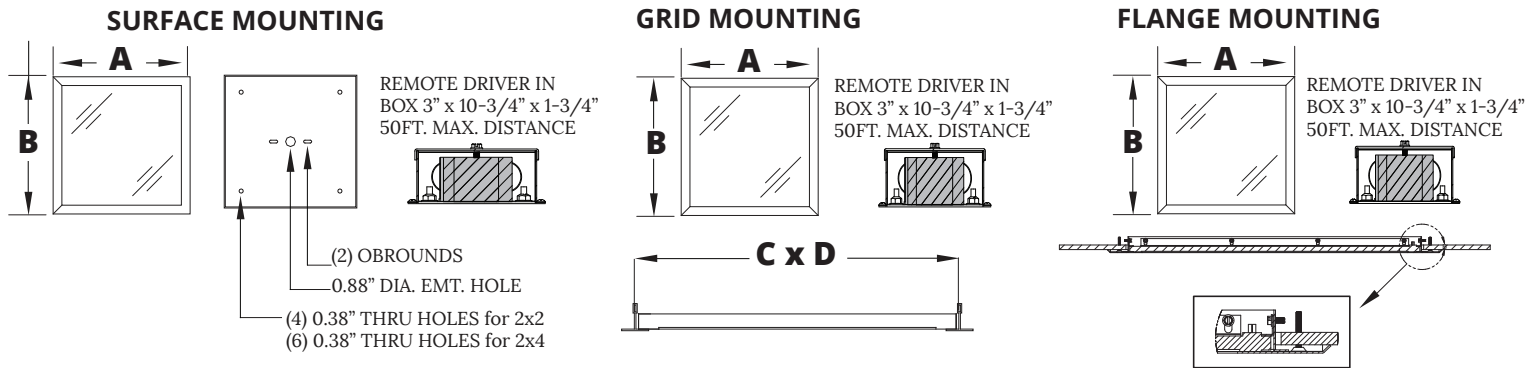
## REMOTE POWER SUPPLY ORDERING INFORMATION

StarTile MRI fixtures supplied with LED Driver. Driver must be remote mount outside of MRI Room (50ft. max). One Driver inside one Box to power one fixture (maximum). Consult factory for additional options. MRI room EMI filter required (supplied by others). Note, each Power Supply requires individual Filter. Consult factory for additional Power Supply configurations.



Notes:  
Specifications and Dimensions are subject to change without notice.  
For additional options and dimensional details please consult your New Star Lighting Representative.

## DIMENSIONAL DATA



	A	B	C	D	Depth	Recommended Ceiling Cut-Out
AGS22	23.77"	23.77"	-	-	1.00"	N/A
AGS24	23.81"	47.93"	-	-	1.00"	N/A
AGG22	23.62"	23.62"	24"	24"	0.56"	N/A
AGG24	23.62"	47.62"	24"	48"	0.56"	N/A
AGF22	27.188"	27.188"	-	-	1.30"	24.188" x 24.188"
AGF24	50.813"	27.188"	-	-	1.30"	24.188" x 50.813"

## IMAGE SELECTION



RT = Red Flowers w Tree



PT = Palm Tree 1



WF = White Flower



P2 = Palm Tree 2



TE = Tree



BT = Blue Sky w Tree



B1 = Blue Sky 1




B2 = Blue Sky 2




WT = White Tree



WP = White Pink Tree



YO = Yellow Orange Tree



CI = Custom Image



VKI Images Available.  
See Website for Selection.

Notes:  
Specifications and Dimensions are subject to change without notice.  
For additional options and dimensional details please consult your New Star Lighting Representative.