

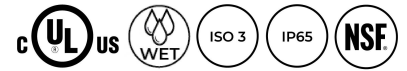
## STARCLEAN SERIES SURFACE: QUICK SHIP SCS24

### FEATURES:

- Intended for Healthcare Settings, Alternative Care Facilities, Cleanrooms, Hospitals, Hi-Tech Manufacturing, Laboratory, Food Processing Facilities, Commercial Kitchens, and more
- 10 Day Quick Ship for orders under 50 fixtures. Consult factory for large quantities or additional fixture options
- Can be used for Temporary/Conversion Patient Care & Hospital Facilities with step dimming for different light levels
- Surface installation
- Fixture is certified to UL standards for Wet Location under covered ceiling. IP65 rating. Meets ISO 3/Class 1 Cleanrooms. NSF2 Splash/Non-Food Zone
- This product was Made in America and complies with the Buy American Act requirements



SCS24



### RELATED PRODUCTS:

- [StarClean Surface \(SCS\) Full Range of Ordering Options](#)
- [StarClean Recessed Series \(SCR\)](#)
- [StarClean Utility \(SCU\)](#)
- [StarClean Surface with Red LED's \(SCS\)](#)

### SPECIFICATIONS

**HOUSING:** 20 gauge formed cold rolled steel housing with continuous seam welds.

**FRAME:** Overlapping doorframe available in cold rolled steel. Frame held to housing via aircraft cable.

**LENS:** Acrylic or polycarbonate lens options - smooth side out. Overlapping frame uses a rail hold down system.

**LED:** Available in two color temperatures 3500°K and 4000°K with maximum 3-step MacAdam variation allowance. Minimum 80 CRI standard.

**ELECTRICAL:** 0-10V dimming available with 10-100% range and 1-100% range. Must specify dimming under options.

**FASTENERS:** Stainless steel Philips flat head screws with captive cage nuts. Finish to match doorframe.

**FINISH:** White antimicrobial powder coat finish following multistage iron phosphate pretreatment.

**GASKET:** Closed cell EPDM and closed cell silicone gaskets prevent air contaminations from entering the fixture. Gasketing seals lens to doorframe and doorframe to housing.

**INSTALLATION:** Surface installation. Hardware by others. Mounting for custom ceilings available, consult factory.

**WARRANTY:** Limited five (5) year warranty.

**LABEL:** Fixture is certified to UL standards for Wet Location under covered ceiling. IP65 rating. Meets ISO 3/Class 1 Cleanrooms. NSF2 Splash/Non-Food Zone.

# STARCLEAN SERIES SURFACE: QUICK SHIP

## SCS24

### ORDERING INFORMATION

EXAMPLE: SCS24-HC/OC-L4401C-A-UN-QS

SERIES	MOUNTING	SIZE*	HOUSING	OVERLAPPING FRAME	LUMEN OUTPUT*	COLOR TEMP.
SC	S	24	HC	OC		

S = Surface    24 = 2x4    HC = 20Ga. CRS Painted    OC = 18Ga. CRS Painted    L2 = Low    35 = 3500°K

L4 = Standard    40 = 4000°K

L6 = Medium

L8 = High

\*Nominal Size.  
Dimensional Data  
on Page 3.

\*Subject to change.  
Performance Data on page 3.

CIRCUITS	LENS	VOLTAGE	OPTIONS	
		UN		QS

1C = 1 Circuit

2C = 2 Circuits\*

A = .125 Prismatic Acrylic

B = .125 Prismatic Poly.

C = .156 Prismatic Poly.

E = .125 White Frost Poly.

G = .140 Prismatic DR Acrylic

\*Allows for Inboard/  
Outboard control.

UN = Universal  
(120V-277V)

DM = 0-10V dimming with 10-100% range

DM1 = 0-10V dimming with 1-100% range

SD2 = Step Dim. Module (50-100%)

SD3 = Step Dim. Module (30-70-100%)

EL1 = Emerg. Batt. LED Low (10W)\*

EL2 = Emerg. Batt. LED High (20W)\*

WP = 6ft. Flex Whip. Supply wires included  
only unless otherwise specified

QS = Quick Ship

\*Provided on an additional independent circuit.

This product was Made in America and complies with the Buy American Act requirements. Specifications and dimensions are subject to change without notice. For additional options and dimensional details, please consult your New Star Lighting representative.

# STARCLEAN SERIES SURFACE: QUICK SHIP

SCS24



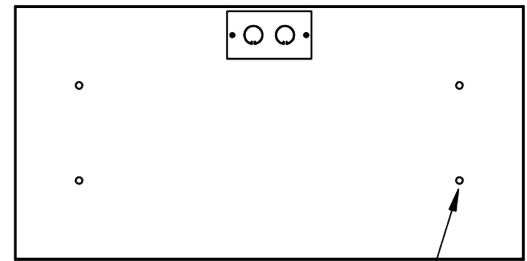
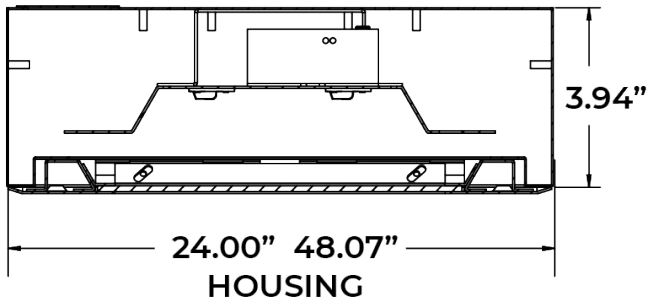
## PERFORMANCE DATA\*

\*Displayed information is with a .125 Prismatic Polycarbonate. Data is with 80 CRI chip. LEDs are frequently updated therefore values may change without notice.

MODEL	OUTPUT	COLOR TEMP.	LUMENS DELIVERED	EFFICACY (lm/W)	INPUT POWER (W)
SCS24	L2 = Low	3500°K	6000	120	50
		4000°K	6250	125	50
		5000°K	6500	130	50
	L4 = Standard	3500°K	12000	120	100
		4000°K	12500	125	100
		5000°K	13000	130	100
	L6 = Medium	3500°K	17250	115	150
		4000°K	18000	120	150
		5000°K	18750	125	150
	L8 = High	3500°K	23000	115	200
		4000°K	24000	120	200
		5000°K	25000	125	200

## DIMENSIONAL DATA

Fixture weight varies and is dependent upon chosen specifications. Consult factory for additional information. Average weight of the SCS24 is 48lb.



SCS24: (6) Ø.31" HOLE

This product was Made in America and complies with the Buy American Act requirements. Specifications and dimensions are subject to change without notice. For additional options and dimensional details, please consult your New Star Lighting representative.