

























EXIT & EMERGENCY REFERENCE GUIDE

PUBLIC ACCESS								
								
	NSE	NSEL	NSELC	NSELCR	NSELN	NSELNR	NSCEU	NSEM
DESCRIPTION	High Abuse Wall or Canopy	Edgelit	Chicago Edgelit	Chicago Recessed	NYC Edgelit	NYC Recessed	Exit / EM Combo	EM Unit
APPLICATIONS	Public Access Areas	Commercial, Retail, Offices, Medical Office Buildings, Bathrooms	Chicago-approved Exit/Stair sign	Chicago-approved Recessed Exit/Stair sign	NYC-approved Edgelit Exit	NYC-approved Recessed Edgelit Exit	Commercial, Retail, Offices, Medical Office Buildings, Bathrooms	Commercial, Retail, Offices, Medical Office Buildings, Bathrooms
SINGLE OR DOUBLE FACE	Single & Double Face Options	Single & Double Face Options	Single & Double Face Options	Single & Double Face Options	Single & Double Face Options	Single & Double Face Options	Single & Double Face Options	N/A
MOUNTING OPTIONS	Canopy for Top or End Mount, Wall Mount	Canopy for Top, End or Back Mount	Universal Canopy for Top, End or Back Mount	Drywall or Drop-Ceiling Mount. Optional Wall Mount	Aluminum Canopy for Top, End or Back Mount	Drywall or Drop-Ceiling Mount. Optional Wall Mount	Canopy for Top or End Mount. Universal KO on back plate for Wall Mount	Surface Mount - Wall or Ceiling. KO for conduit applications
LETTER COLOR	Red and Green	Red and Green	Red on White Only	Red on White Only	8" Red EXIT	8" Red EXIT	Red, Green, or Red/ Green	N/A
SIGNAGE OPTIONS	Custom available	Custom available	Exit or Stair only	Exit or Stair only	None	None	None	N/A
COMBO	No	No	No	No	No	No	Yes	No
HOUSING COLOR	White, Black or Gray	Silver, White or Black	Aluminum or White	Extruded Aluminum. Optional White	Aluminum, White or Black	Extruded Aluminum. Optional White or Black	White or Black	White or Black
PANEL COLOR	White	Clear, Mirror or White	White	White	Silver or White	Silver or White	White or Black	N/A
LENS	UV-Stabilized Polycarbonate	UV-Stabilized Edgelit Acrylic	UV-Stabilized Silk-Screened Acrylic	UV-Stabilized Silk-Screened Acrylic	UV-Stabilized Edgelit Acrylic	UV-Stabilized Edgelit Acrylic	5VA flame retardant, high-impact, thermoplastic	5VA Flame retardant, high impact resistant, thermoplastic
VOLTAGE	120/277 Voltage	120/277 Voltage 208/220/240V Optional	120/277 Voltage	120/277 Voltage	120/277 Voltage 208/220/240V Optional	120/277 Voltage 208/220/240V Optional	120V/277V Optional 120/230V	120/277V 1.5 Watt (3LEDs x 0.50 watt) per head
SELF-DIAGNOSTICS	Optional	Optional	No	No	Optional	Optional	Optional	Optional
TEMPERATURE RATINGS	-20°C - 50°C	0°C - 50°C	0°C - 50°C	0°C - 50°C	0°C - 50°C	0°C - 50°C	0°C - 40°C	0°C - 50°C
LISTINGS	UL Wet, UL924, NFPA101 Life Safety Code, NEC, OSHA, Certified to CEC under Title 20 Regulations	UL Damp, UL924, NFPA101 Life Safety Code, NEC, OSHA, Certified to CEC under Title 20 Regulations	UL Damp, UL924, NFPA101 Life Safety Code, NEC, OSHA, Certified to CEC under Title 20 Regulations	UL Damp, UL924, NFPA101 Life Safety Code, NEC, OSHA, Certified to CEC under Title 20 Regulations	UL Damp, UL924, NFPA101 Life Safety Code, NEC, OSHA	UL Damp, UL924, NFPA101 Life Safety Code, NEC, OSHA	UL Damp, UL924, NFPA101 Life Safety Code, NEC, OSHA, Certified to CEC under Title 20 Regulations	UL Damp, UL924, NFPA101 Life Safety Code, NEC, OSHA, Certified to CEC under Title 20 Regulations
OTHER	Tamper hardware		Meets City of Chicago Requirements	Meets City of Chicago Requirements	New York City Compliant	New York City Compliant	Unique all-inclusive lamp, reflector & lens assembly. High Lumen option (2W/Head)	30-ft. center-to-center spacing with 3-ft. path of egress at 10ft. Mounting height. Optional remote capacity of 2.5 W.

EXIT & EMERGENCY REFERENCE GUIDE

	COMPLETECARE™ HEALTHCARE			DURACARE™ BEHAVIORAL HEALTH	STARCLEAN NEMA 4X			
								
	CCEL	CCREL	CCEX	DCMOD	SCEXW	SCEXC	SCEM	SCRH
DESCRIPTION	CompleteCare Edgelit	CompleteCare Recessed Edgelit	CompleteCare Exit	Modular Semi-Recessed	NEMA4X/NSF Exit	NEMA4X/NSF Combo	NEMA4X/NSF Remote Head	NEMA4X/NSF Remote Head
APPLICATIONS	Healthcare corridors, lobbies, waiting areas, MOB's, Offices	Healthcare corridors, lobbies, waiting areas, MOB's, Offices	Healthcare corridors, lobbies, waiting areas, MOB's, Offices	Behavioral Health Corridors, Lobbies and Waiting Areas	Food Processing, Exteriors, Healthcare	Food Processing, Exteriors, Healthcare	Food Processing, Exteriors, Healthcare	Food Processing, Exteriors, Healthcare
SINGLE OR DOUBLE FACE	Single & Double Face Options	Single & Double Face Options	Single & Double Face Options	Single Face	Single & Double Face Options	Single & Double Face Options	N/A	N/A
MOUNTING OPTIONS	Surface Mount - Wall or Ceiling. KO for conduit applications	Aluminum Canopy for Top, End or Back Mount	Drywall or Drop-Ceiling Mount. Optional Wall Mount	Recessed	Canopy for Top or End Mount. Universal KO on back plate for Wall Mount	Universal KO with gasket for back mount. Polycarbonate Canopy for Top or End	Universal KO with gasket for back mount. Suitable for Wall or Ceiling Mount	Suitable for wall or ceiling mount
LETTER COLOR	N/A	Red or Green	Red or Green Selectable	Red or Green	Red, Green, or Red/Green	Red or Green	N/A	N/A
SIGNAGE OPTIONS	N/A	Yes	Yes	None	Yes	None	None	None
COMBO	No	No	No	No	No	No	No	No
HOUSING COLOR	White or Black	Aluminum, or Antimicrobial White or Black	Extruded Aluminum. Optional White or Black	White with overlapping doorframe in 18-Ga Stainless Steel	White or Black	White or Black	White or Black	White or Black
PANEL COLOR	N/A	Silver or White	Silver or White	White or Stainless Steel	White or Black	White or Black	Silver or White	N/A
LENS	5VA Flame retardant, high impact resistant, thermoplastic	UV-Stabilized Edgelit Acrylic	UV-Stabilized Edgelit Acrylic	0.125" Clear Polycarbonate	5VA Flame retardant, high impact resistant, thermoplastic	UV-Stabilized Polycarbonate	UV-Stabilized Polycarbonate	UV-Stabilized Polycarbonate
VOLTAGE	120/277V 1.5 Watt (3LEDs x 0.50 watt) per head	120/277 Voltage 208/220/240V Optional	120/277 Voltage 208/220/240V Optional	120V, 277V, Or 120V/277V	120/277 Voltage	120/277 Voltage	120/277 Voltage	6/12 Voltage
SELF-DIAGNOSTICS	Optional	Optional	Optional	No	Optional	Optional	Optional	No
TEMPERATURE RATINGS	0°C- 50°C	0°C- 50°C	0°C- 50°C	25°C	0°C- 50°C	-20°C - 50°C	-20°C - 50°C	-20°C - 50°C
LISTINGS	UL Damp, UL924, NFPA101 Life Safety Code, NEC, OSHA, Certified to CEC under Title 20 Regulations	UL Damp, UL924, NFPA101 Life Safety Code, NEC, OSHA, Certified to CEC under Title 20 Regulations	UL Damp, UL924, NFPA101 Life Safety Code, NEC, OSHA, Certified to CEC under Title 20 Regulations	UL Listed IP65 per IEC60598, Meets ISO3/ Class1 Cleanroom standards. NSF2 Splash Zone/Food Zone, UL924, NFPA101 Life Safety Code, NEC, OSHA	UL Damp, UL924, NFPA101 Life Safety Code, NEC, OSHA, Certified to CEC under Title 20 Regulations	UL Listed IP66 per IEC60598, NSF, NEMA4X, UL924, NFPA101 Life Safety Code, NEC, OSHA, Certified to CEC under Title 20 Regulations	UL Listed IP66 per IEC60598, NSF, NEMA4X, UL924, NFPA101 Life Safety Code, NEC, OSHA	UL Listed IP66 per IEC60598, NSF, NEMA4X, UL924, NFPA101 Life Safety Code, NEC, OSHA
OTHER	30-ft. center-to-center spacing with 3-ft. path of egress at 10ft. Mounting height. Optional remote capacity of 2.5 W.					Tamper hardware optional		

EXIT & EMERGENCY REFERENCE GUIDE

	NOVA HAZARDOUS LOCATIONS				CLEANROOM			CORRECTIONAL
								
	NEXW	NEXC	NEM	NRH	ESCR	ESCS	MODEX	620
DESCRIPTION	NOVA Hazardous Location	NOVA Hazardous Location Combo	NOVA Hazardous Location Emergency	NOVA Hazardous Location Remote Head	Cleanroom Semi-Recessed	Cleanroom Surface	Modular Semi-Recessed	Correctional
APPLICATIONS	Hazardous Location, Class 1 Div. 2 Groups A, B, C & D	Hazardous Location, Class 1 Div. 2 Groups A, B, C & D	Hazardous Location, Class 1 Div. 2 Groups A, B, C & D	Hazardous Location, Class 1 Div. 2 Groups A, B, C & D	Cleanrooms, Hospitals, Commercial Kitchens, Hi-Tech Manufacturing	Cleanrooms, Hospitals, Commercial Kitchens, Hi-Tech Manufacturing	Modular Cleanrooms, Behavioral Health, Commercial Kitchens, Labs, Food Processing	Confinement, Public Housing, Schools, Military Barracks, Locker Rooms
SINGLE OR DOUBLE FACE	Single & Double Face Options	Single & Double Face Options	N/A	N/A	Single Face	Single Face	Single Face	N/A
MOUNTING OPTIONS	Diecast brackets for wall, pre-installed conduit hub for conduit and pendant mount	Universal KO with gasket for back mount. Polycarbonate Canopy for Top or End. KO's provided for conduit feed	Die-cast mounting brackets provided for surface wall-mount installation. Pre-installed conduit hub for conduit and pendant-mount installation	Wall Mount	Recessed	KOs for Ceiling or Wall Surface Mount installation	Recessed	Surface Wall or Ceiling Installation
LETTER COLOR	Red or Green	Red or Green	N/A	N/A	Red or Green	Red or Green	Red Or Green	Red or Green
SIGNAGE OPTIONS	None	None	None	None	None	None	None	None
COMBO	No	Yes	No	No	No	No	No	No
HOUSING COLOR	Gray	Gray	Gray	Gray	White	White with inset doorframe in 20-Ga CRS or Brushed Stainless Steel	White with inset overlapping doorframe in 18-Ga Stainless Steel	White
PANEL COLOR	Gray	Gray	Gray	Gray	White or Stainless Steel	White or Stainless Steel	White or Stainless Steel	White
LENS	UV-Stabilized Polycarbonate	UV-Stabilized Polycarbonate	UV-Stabilized Polycarbonate	UV-Stabilized Polycarbonate	0.125" Clear Polycarbonate	0.125" Clear Polycarbonate	0.125" Clear Polycarbonate	0.125" Clear Polycarbonate
VOLTAGE	120/277 Voltage	120/277 Voltage 6 or 12 Volt options	120/277 Voltage 6 or 12 Volt options	6V/12V DC Power Source	120V, 277V, or 120V/277V	120V, 277V, or 120V/277V	120V, 277V, or 120V/277V	120V, 277V, or 120V/277V
SELF-DIAGNOSTICS	Optional	Optional	Optional	N/A	No	No	No	No
TEMPERATURE RATINGS	-20°C - 50°C	0°C- 50°C (12W/15W)	0°C- 50°C	N/A	25°C	25°C	25°C	25°C
LISTINGS	UL Listed IP66 per IEC60598, Class 1, Division 2, Groups A, B, C & D, UL924, NFPA101 Life Safety Code, NEC, OSHA, Certified to CEC under Title 20 Regulations	UL Listed IP66 per IEC60598, Class 1, Division 2, Groups A, B, C & D, UL924, NFPA101 Life Safety Code, NEC, OSHA	UL Listed IP66 per IEC60598, Class 1, Division 2, Groups A, B, C & D, UL924, NFPA101 Life Safety Code, NEC, OSHA	UL Listed IP66 per IEC60598, Class 1, Division 2, Groups A, B, C & D, UL924, NFPA101 Life Safety Code, NEC, OSHA	UL Listed IP65 per IEC60598, Meets ISO4/ Class1 Cleanroom standards. UL924, NFPA101 Life Safety Code, NEC, OSHA	UL Listed IP65 per IEC60598, Meets ISO4/ Class1 Cleanroom standards. UL924, NFPA101 Life Safety Code, NEC, OSHA	UL Listed IP65 per IEC60598, Meets ISO3/ Class1 Cleanroom standards. NSF2 Splash Zone/Food Zone, UL924, NFPA101 Life Safety Code, NEC, OSHA	UL Listed Damp, UL924, NFPA101 Life Safety Code, NEC, OSHA
OTHER	Tamper hardware optional	Tamper hardware & No Heads optional. Cold Weather Optional with internal heater and battery blanket for extreme cold applications (-20°C-50°C)	Tamper hardware optional	Tamper hardware optional			Tamper hardware optional	Illumination from the bottom of the exit for additional wayfinding