

33L LED SERIES

PROJECT: _____
 TYPE: _____
 PRODUCT: _____
 APPROVED BY: _____



33L Series

PRODUCT FEATURES

- Intended for Minimum to Supermax Confinement, Psychiatric Wards, Public Housing, Detention Centers, Transportation, Athletic Facilities, and more
- Available in 2ft and 4ft clamshell design with contraband drop slot between ceiling and back of luminaire
- Inner and outer lens secured by "Z" bracket retention system with 6" stud spacing for maximum strength
- This product is Made in America and complies with the Buy American Act

ORDERING INFORMATION

Example: 33LW2-A-L240-1C-A/C-UN



33L						
Series	Style W = Wide N = Narrow	Size 2 = 2ft 4 = 4ft *Nominal Size. Dimensional Data on Page 2.	Housing A = 12Ga. CRS Painted B = 14Ga. CRS Painted C = 16Ga. CRS Painted D = 18Ga. CRS Painted E = 14Ga. SS Brushed F = 16Ga. SS Brushed G = 18Ga. SS Brushed H = 14Ga. SS Painted J = 16Ga. SS Painted K = 18Ga. SS Painted	Lumen Output Wide (W): L1 = Low L2 = Standard L3 = High Narrow (N): L1 = Standard L2 = Medium	Color Temp. 35 = 3500K 40 = 4000K 50 = 5000K TW1 = Tunable White 2700K to 5000K* TW2 = Tunable White 2700K to 6500K* *Specify TW Driver under Options	Circuits 1C = 1 Circuit 2C = 2 Circuits
Outer Lens 0 = No Lens A = .125 Clear Poly. B = .156 Clear Poly. 1 = .187 Clear Poly. 2 = .250 Clear Poly. 3 = .375 Clear Poly. 4 = .500 Clear Poly. 5 = .187 Clear Temp. Glass 6 = .250 Clear Temp. Glass 7 = .375 Clear Temp. Glass* 8 = .500 Clear Temp. Glass* 9 = .750 Clear Temp. Glass* *Must use with 12Ga. or 14Ga. frame		Inner Lens A = .125 Prismatic Acrylic B = .125 Prismatic Poly. C = .156 Prismatic Poly. D = .187 Prismatic Poly. F = .156 Prismatic Acrylic G = .140 DR Acrylic LC3 = .125 White Frosted Poly.		Voltage 12 = 120V 27 = 277V 34 = 347V UN = Universal (120V - 277V)	Options FZ = Fuse* LN = LED Night Light EL1 = Emerg. Battery LED 10W (N/A with L3)*** AH = Allen head screws DM = 0-10V dimming with 10-100% range TW Drivers: DALI8 = DALI Type 8 (One DALI Address) TW0 = 2-Channel 0-10V dimming (Brightness & CCT) *Cannot use with UN voltage. 3500K. Non-dimming. Integrated switch allows light levels at 100%, 70%, 40% and 10% levels. ***If stored, batteries should be fully recharged every six months and kept between 0°C-25°C to maintain optimal battery capacity.	

SPECIFICATIONS

HOUSING: Die-formed, seam welded, and ground smooth cold rolled steel or stainless steel clamshell design. Incorporates a removable reflector unitized with all electrical components for easy installation and maintenance. Clamshell design incorporates a contraband drop slot gap between the ceiling and back of fixture.

BACKPLATE: Die-formed with contraband drop slot and embossed mounting holes (material to match housing). Security caulking between ceiling and fixture is not required with this backplate design.

HINGE: 16-Gauge full length continuous, staked piano hinge with welded ends to prevent removal (material to match housing).

LENS: Outer and Inner lens options secured by "Z" retainers with weld studs spaced six inches apart for maximum strength.

LED: Available in three color temperatures 3500K, 4000K, and 5000K with maximum 3-step MacAdam variation allowance. Other color temperatures available, consult factory. Minimum 50,000 hours with 70% lumen maintenance in a 25°C ambient temperature, compliant with IES LM-80 testing standards.

ELECTRICAL: 120-277VAC or 347VAC, 50/60HZ electrical input high power factor electronic, constant current driver (<20% THD, >0.9 PF). Standard 0-10V driver provided. Optional dimming function (DM) with 10-100% range.

OPTIONAL TW DRIVERS:

- DALI8** - DALI Type 8 (One DALI Address)
- TWO** - Two channel 0-10V dimming: one channel for brightness, one channel for CCT

FASTENERS: Tamper resistant Torx® head fasteners.

FINISH: White powder coat finish following multi-stage iron phosphate pretreatment.

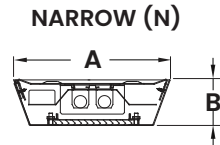
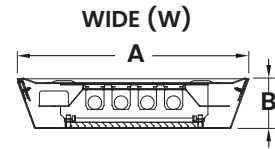
GASKET: Black neoprene gasket around doorframe to prevent light leaks.

INSTALLATION: Surface installation.

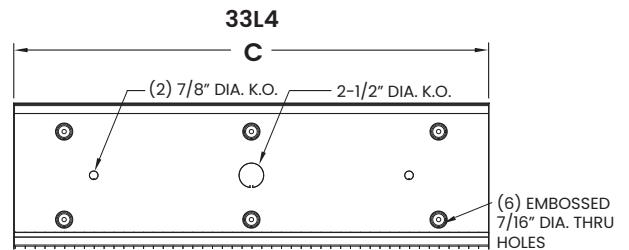
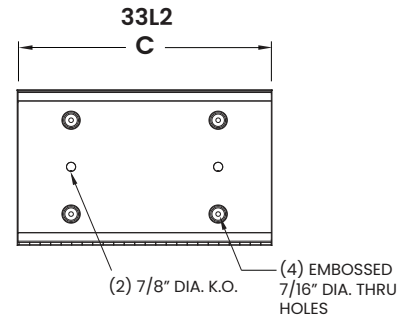
WARRANTY: New Star Promise.

LABEL: Fixture is certified to UL standards for Wet Locations. This product is Made in America and complies with the Buy American Act (BAA).

DIMENSIONAL DATA



	A	B	C
33LN2	10.96"	3.13"	24.23"
33LN4	10.96"	3.13"	48.43"
33LW2	14.96"	3.13"	24.43"
33LW4	14.96"	3.13"	48.43"



The 33L LED Series is covered by our New Star Promise.

Our promise means we will repair or replace any of our High Abuse or Vandal-Resistant architectural luminaries when installed according to our instructions for the life of the original installation if the fixture should fail due to physical abuse*.

*Damage caused by gunfire and chemical reactions is not covered by the New Star Promise.

PERFORMANCE DATA

*Data is with 80 CRI chip at 4000K. LEDs are frequently updated therefore values may change without notice.

MODEL	OUTPUT	COLOR TEMP.	LUMENS DELIVERED	EFFICACY (lm/W)	INPUT POWER (W)
33LN2	L1 = Low	3500K	1438	115	12.5
		4000K	1500	120	12.5
		5000K	1563	125	12.5
	L2 = Standard	3500K	2875	115	25
		4000K	3000	120	25
		5000K	3125	125	25
33LN4	L1 = Low	3500K	2875	115	25
		4000K	3000	120	25
		5000K	3125	125	25
	L2 = Standard	3500K	5750	115	50
		4000K	6000	120	50
		5000K	6250	125	50
33LW2	L1 = Low	3500K	1438	115	12.5
		4000K	1500	120	12.5
		5000K	1563	125	12.5
	L2 = Standard	3500K	2875	115	25
		4000K	3000	120	25
		5000K	3125	125	25
	L3 = High	3500K	4180	110	38
		4000K	4370	115	38
		5000K	4560	120	38
33LW4	L1 = Low	3500K	5750	115	25
		4000K	3000	120	25
		5000K	3125	125	25
	L2 = Standard	3500K	5750	115	50
		4000K	6000	120	50
		5000K	6250	125	50
	L3 = High	3500K	8250	110	75
		4000K	8625	115	75
		5000K	9000	120	75

