


PROJECT: \_\_\_\_\_  
 TYPE: \_\_\_\_\_  
 PRODUCT: \_\_\_\_\_  
 APPROVED BY: \_\_\_\_\_

## PRODUCT FEATURES

- Intended for Minimum to Supermax Correctional Facilities, Detention Centers, and more
- Available in 1ft, 2ft, 3ft, and 4ft surface corner doorframe design with full-length continuous piano hinge
- Fixture is certified to UL Standards. Optional Wet Location
- This product is Made in America and complies with the Buy American Act requirements



55 Series

## ORDERING INFORMATION

Example: 552-B-L235-1C-A/D-UN



55				
Series	Nominal Size	Housing	Lumen Output*	Color Temp.
	1 = 1ft 2 = 2ft 3 = 3ft 4 = 4ft  <small>*Nominal size. Dimensional Data on Page 2.</small>	<b>A</b> = 12Ga. CRS Painted <b>B</b> = 14Ga. CRS Painted <b>C</b> = 16Ga. CRS Painted <b>D</b> = 18Ga. CRS Painted <b>E</b> = 14Ga. SS Brushed <b>F</b> = 16Ga. SS Brushed <b>G</b> = 18Ga. SS Brushed <b>H</b> = 14Ga. SS Painted <b>J</b> = 16Ga. SS Painted <b>K</b> = 18Ga. SS Painted	<b>551:</b> <b>L1</b> = Low <b>L2</b> = Standard <b>CL</b> = Custom Lumen Output**  <b>552-553-554:</b> <b>L2</b> = Standard <b>L3</b> = High <b>CL</b> = Custom Lumen Output** <small>*Subject to change. Performance Data on page 3.            **Must be specified at time of quote. Must not exceed fixture maximum output.</small>	<b>35</b> = 3500K <b>40</b> = 4000K <b>50</b> = 5000K

55				
Circuits	Outer Lens	Inner Lens	Voltage	Options
<b>1C</b> = 1 Circuit <b>2C</b> = 2 Circuits*  <small>*Refers to Inboard/Outboard control.</small>	<b>0</b> = No Lens <b>A</b> = .125 Clear Poly. <b>B</b> = .156 Clear Poly. <b>1</b> = .187 Clear Poly. <b>2</b> = .250 Clear Poly. <b>3</b> = .375 Clear Poly. <b>4</b> = .500 Clear Poly. <b>5</b> = .187 Clear Temp. Glass <b>6</b> = .250 Clear Temp. Glass <b>7</b> = .375 Clear Temp. Glass* <b>8</b> = .500 Clear Temp. Glass* <b>9</b> = .750 Clear Temp Glass*  <small>*Must use with a 12Ga. or 14Ga. Frame.</small>	<b>0</b> = No Lens <b>A</b> = .125 Prismatic Acrylic <b>B</b> = .125 Prismatic Poly. <b>C</b> = .156 Prismatic Poly. <b>D</b> = .187 Prismatic Poly. <b>F</b> = .156 Prismatic Acrylic <b>G</b> = .140 DR Acrylic <b>LC3</b> = .125 White Frosted Poly.	<b>12</b> = 120V <b>27</b> = 277V <b>34</b> = 347V <b>UN</b> = Universal (120V-277V)	<b>FZ1</b> = Fuse (120V) <b>FZ2</b> = Fuse (277V) <b>LN</b> = LED Night Light* <b>WL</b> = Wet Location (under covered ceiling) <b>AH</b> = Allen Head screws with center pin reject <b>EL1</b> = Emerg. Bat. LED Low (1100-1250lm)** <b>EL2</b> = Emerg. Bat. LED Low (2200-2500lm)** <b>UV</b> = .005 UV Absorbing Overlay <b>PF</b> = Plaster Frame & Yoke <b>CB</b> = Cross Bar <b>DLN</b> = Dimmable LED Night Light. Consult factory for available color/temperatures <b>ND</b> = No Door  <small>*3500K. Non-dimming. Integrated switch allows light levels at 100%, 70%, 40% and 10% levels.            ****If stored, batteries should be fully recharged every six months and kept between 0°C-25°C to maintain optimal battery capacity. Provided with test switch on a wall plate unless otherwise specified. Requires unswitched line.</small>

## SPECIFICATIONS

**HOUSING:** Die-formed, seam welded, and ground smooth surface corner doorframe design (specify material and gauge). Incorporates a removable reflector unitized with all electrical components for easy installation and maintenance.

**FRAME:** Die-formed one-piece frame with tightly closed corners (material and gauge to match housing).

**HINGE:** 16-Gauge full-length continuous, staked piano hinge with welded ends to prevent removal (material to match housing).

**LENS:** Polycarbonate or tempered glass lens sealed to frame.

**LENS CONTAINER:** 14-Gauge cold rolled retaining angles attached to through door studs for positive lens clamping.

**LED:** Available in three color temperatures 3500K, 4000K, and 5000K with maximum 3-step MacAdam variation allowance. Other color temperatures available, consult factory. Minimum 50,000 hours with 70% lumen maintenance in a 25°C ambient temperature, compliant with IES LM-80 testing standards.

**ELECTRICAL:** 120-277VAC or 347VAC, 50/60HZ electrical input high power factor electronic, constant current driver (<20% THD, >0.95 PF). Standard 0-10V Dimming with 1-100% range.

**FASTENERS:** Tamper-resistant Torx® head fasteners.

**FINISH:** White powder coat finish following multi-stage iron phosphate pretreatment.

**GASKET:** Black neoprene gasket around door frame to prevent light leaks.

**INSTALLATION:** Surface wall installation.

**WARRANTY:** New Star Promise.

**LABEL:** Fixture is certified to UL Standards. Optional Wet Location. This product is Made in America and complies with the Buy American Act (BAA).



The 55 Series is covered by our New Star Promise.

Our promise means we will repair or replace any of our High Abuse or Vandal-Resistant architectural luminaires when installed according to our instructions for the life of the original installation if the fixture should fail due to physical abuse\*.

\*Damage caused by gunfire and chemical reactions is not covered by the New Star Promise.

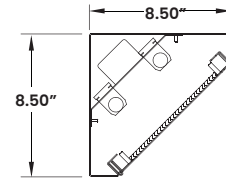
**New Star Lighting**  
 2225 W Pershing Rd, Chicago, IL 60609  
 (773) 847-1400  
 www.newstarlighting.com

Specifications and dimensions are subject to change without notice. For additional options and dimensional details, please consult your New Star Lighting representative.

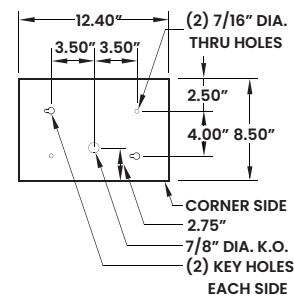
© 2025, New Star Lighting. All rights reserved. Unauthorized duplication or distribution is prohibited.

## DIMENSIONAL DATA

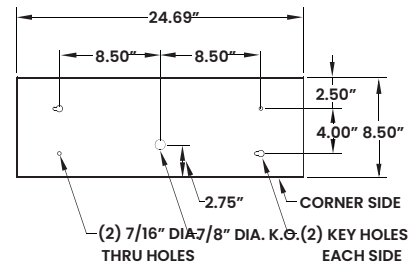
Fixture weight varies and is dependent upon chosen specifications. Average weight of the 552 is 30lbs. Average weight of the 554 is 48lbs. Consult factory for additional information.



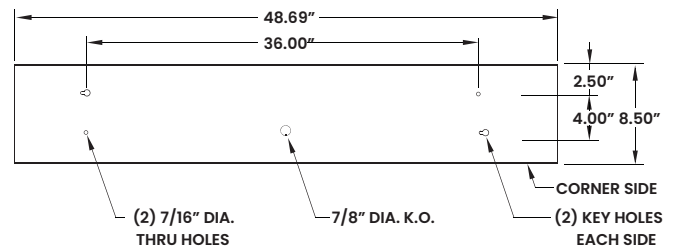
551



552



554



## PERFORMANCE DATA

\*LEDs are frequently updated therefore values may change without notice.

MODEL	LUMEN OUTPUT	LUMENS DELIVERED	EFFICACY (lm/w)	INPUT POWER (W)
551	L1 = Low	1250	119	10.5
	L2 = Standard	2500	119	21
552	L2 = Standard	2875	115	25
	L3 = High	4315	115	37.5
554	L2 = Standard	5750	115	50
	L3 = High	8650	115	75



**New Star Lighting**

2225 W Pershing Rd, Chicago, IL 60609  
(773) 847-1400

[www.newstarlighting.com](http://www.newstarlighting.com)

Specifications and dimensions are subject to change without notice. For additional options and dimensional details, please consult your New Star Lighting representative.

© 2025, New Star Lighting. All rights reserved. Unauthorized duplication or distribution is prohibited.