

PROJECT: _____
 TYPE: _____
 PRODUCT: _____
 APPROVED BY: _____



GW Series

PRODUCT FEATURES

- Intended for Public Areas, Building Facades, Corridors, Stairways, Transportation Settings, Schools, and more
- Round or square shape with three different frame styles: Open, Half Cutoff and Grid
- Surface installation
- UV-stabilized opal polycarbonate lens for maximum durability and diffusion
- Fixture is certified to UL standards by CSA for Wet Locations. IP66 sealed LED compartment. IK10 Listed per IEC60068-2-75
- This product complies with the Buy American Act

ORDERING INFORMATION

Example: GWRO-LW40-UN-BZ



GW				
Series	Shape R = Round S = Square	Frame Style O = Open Frame C = Cutoff Frame G = Grid Frame	Lumen Output* LW = Low MD = Medium HG = High *Subject to change. Performance Data on Page 3.	Color Temp. 30 = 3000K 40 = 4000K 50 = 5000K
Voltage 34 = 347V* UN = Universal (120V-277V) *N/A with HG Output	Finish BZ = Bronze WH = White CC = Custom Color* *Subject to additional fees.	Options FZ = Single Fuse (120-277V) EL = Emergency Battery PC = Photocell Sensor (120-277V) MWS = On/Off Microwave Sensor (120-277V) PH = Phillips screws		



New Star Lighting

2225 W Pershing Rd, Chicago, IL 60609
 (773) 847-1400
 www.newstarlighting.com

Specifications and dimensions are subject to change without notice. For additional options and dimensional details, please consult your New Star Lighting representative.

© 2025, New Star Lighting. All rights reserved. Unauthorized duplication or distribution is prohibited.

SPECIFICATIONS

CONSTRUCTION: Die-cast aluminum frame and backplate with integral heat sink. Available in a round or square shape with an open, cutoff or grid frame. Nickel-plate stainless steel hardware.

LENS: .125" Opal UV-stabilized polycarbonate lens for maximum diffusion.

LED: Available in three color temperatures 3000K, 4000K and 5000K with maximum 3-step MacAdam variation allowance. Other color temperatures available, consult factory.

ELECTRICAL: 0-10V Dimming available with 10-100% range standard. Standard internal surge protection 2kV. Optional photocell control. Note, fixtures are not designed for use with line voltage dimmers.

FASTENERS: Tamper-resistant Torx® head fasteners with center pin reject. Optional Phillips screws available.

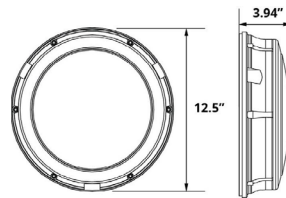
FINISH: Durable textured architectural bronze powder coat finish following multi-stage iron phosphate pretreatment. Optional white finish. Custom colors available (subject to set-up charges).

INSTALLATION: Surface mount (hardware by others). Recommended mounting heights are 8 to 20 feet. Conduit knockouts are located on the side and top of unit.

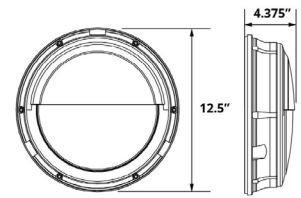
LABEL: Fixture is certified to UL standards by CSA for Wet Locations. IP66 sealed LED compartment. IK10 Listed per IEC60068-2-75. This product complies with the Buy American Act.

DIMENSIONAL DATA

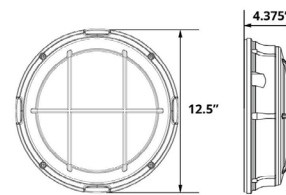
*Dimensions are subject to change without notice.



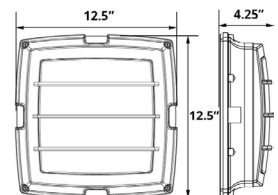
Round Open (GWRO)



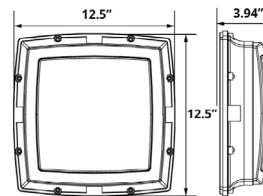
Round Cutoff (GWRC)



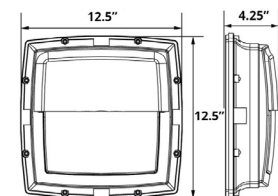
Round Grid (GWRG)



Square Grid (GWSG)



Square Open (GWSO)



Square Cutoff (GWSC)



The Safeguard Wall Pack Series is covered by our New Star Promise.

Our promise means we will repair or replace any of our High Abuse or Vandal-Resistant architectural luminaires when installed according to our instructions for the life of the original installation if the fixture should fail due to physical abuse*.

*Damage caused by gunfire and chemical reactions is not covered by the New Star Promise.

PERFORMANCE DATA

*Data is with 80 CRI chip. LEDs are frequently updated therefore values may change without notice.

SERIES	OUTPUT	COLOR TEMP.	LUMENS DELIVERED	EFFICACY (lm/W)	INPUT POWER (W)
GWRO = Round Open	LW = Low	3000K	1586	132	12
		4000K	1720	143	12
		5000K	1792	149	12
	MD = Medium	3000K	2220	131	17
		4000K	2408	142	17
		5000K	2509	148	17
	HG = High	3000K	3300	132	25
		4000K	3613	145	25
		5000K	3763	151	25
GWRC = Round Cutoff	LW = Low	3000K	1321	110	12
		4000K	1433	119	12
		5000K	1493	124	12
	MD = Medium	3000K	1850	109	17
		4000K	2007	118	17
		5000K	2090	123	17
	HG = High	3000K	2775	111	25
		4000K	3010	120	25
		5000K	3135	125	25
GWRG = Round Grid	LW = Low	3000K	1349	112	12
		4000K	1463	122	12
		5000K	1524	127	12
	MD = Medium	3000K	1888	111	17
		4000K	2048	120	17
		5000K	2134	126	17
	HG = High	3000K	2832	113	25
		4000K	3073	123	25
		5000K	3201	128	25
GWSO = Square Open	LW = Low	3000K	1545	129	12
		4000K	1676	140	12
		5000K	1746	146	12
	MD = Medium	3000K	2163	127	17
		4000K	2347	138	17
		5000K	2444	144	17
	HG = High	3000K	3245	130	25
		4000K	3520	141	25
		5000K	3667	147	25



New Star Lighting

2225 W Pershing Rd, Chicago, IL 60609
(773) 847-1400
www.newstarlighting.com

Specifications and dimensions are subject to change without notice. For additional options and dimensional details, please consult your New Star Lighting representative.

© 2025, New Star Lighting. All rights reserved. Unauthorized duplication or distribution is prohibited.

PERFORMANCE DATA CONT.

*Data is with 80 CRI chip. LEDs are frequently updated therefore values may change without notice.

SERIES	OUTPUT	COLOR TEMP.	LUMENS DELIVERED	EFFICACY (lm/W)	INPUT POWER (W)
GWSC = Square Cutoff	LW = Low	4000K	1535	128	12
		5000K	1599	133	12
	MD = Medium	4000K	2149	126	17
		5000K	2238	132	17
	HG = High	4000K	3223	129	25
		5000K	3358	134	25
GWSG = Square Grid	LW = Low	3000K	1313	109	12
		4000K	1424	119	12
		5000K	1483	124	12
	MD = Medium	3000K	1838	108	17
		4000K	1994	117	17
		5000K	2077	122	17
	HG = High	3000K	2757	110	25
		4000K	2990	120	25
		5000K	3115	125	25



New Star Lighting

2225 W Pershing Rd, Chicago, IL 60609
(773) 847-1400
www.newstarlighting.com

Specifications and dimensions are subject to change without notice. For additional options and dimensional details, please consult your New Star Lighting representative.

© 2025, New Star Lighting. All rights reserved. Unauthorized duplication or distribution is prohibited.