


SHALLOW PRIMO SERIES



PROJECT: _____
 TYPE: _____
 PRODUCT: _____
 APPROVED BY: _____



PRS Series

PRODUCT FEATURES

- Intended for Patient Rooms, Exam Rooms, Treatment Rooms, and more
- Recommended to be used in pairs adjacent to the patient bed. Sold individually
- Provides ambient, exam, reading, and night light illumination
- Tool-less lens removal for easy room-side access to LED boards and drivers
- Low profile, 4" depth minimizes interference with systems within ceiling plenum.
- This product was Made in America and complies with the Buy American Act, and the Build America, Buy America Act

ORDERING INFORMATION

Example: PRSG4-HC20-F2LW-40-RW-UN-DM1-LVD



| PRS | G | | | | | |
|--------|----------------------|--|---|---|---|---|
| Series | Mounting G = Grid | Size* 4 = 4ft *Nominal Size. | Housing HC20 = 20Ga. CRS Painted HS20 = 20Ga. SS Brushed HP20 = 20Ga. SS Painted HA16 = 16Ga. Alum. Painted | Function F1 = Ambient F2 = Ambient & Exam F3 = Reading, Ambient & Exam* *Portion of inner LED boards are used for reading function. | Lumen Output* LW = Low HG = High CL = Custom Lumen Output** *Subject to change. Performance Data on page 3. Light levels are achieved when functions are used in conjunction with one another. Data is for one unit. **Must be specified at time of quote. Must not exceed fixture maximum output. Must specify "DM1" if selecting dimming." | Color Temp.* 30 = 3000K 35 = 3500K 40 = 4000K 50 = 5000K Tunable White: TW1 = Tunable White 2700K to 5000K** TW2 = Tunable White 2700K to 6500K** BIOS Options:*** BIOS Color Temp.**** B30 = 3000K B35 = 3500K B40 = 4000K BIOS Tunable CCT**** BTW1 = 2700K-3500K BTW2 = 2700K-4000K *Selected CCT will be the same for both ambient and exam functions. **Available for ambient function only. See Page 2 to specify system. ***Choosing this, you must also pick a BIOS driver under the Options column (STC or DMB). ****Please choose corresponding BIOS driver. |

| RW | | | | |
|------------------------------|---|--|---|---|
| Diffuser RW = White Poly. | Voltage 12 = 120V 27 = 277V UN = Universal (120V-277V) | Control* SD2 = 2 Function Step Dimming (50-100%)** SD3 = 3 Function Step Dimming (30-70-100%)** LTI = Lutron Hi-Lume EcoSystem 1% Dimming*** LVD = Multi-load Dimming LVC**** *Consult factory if customer wants functions to be independent (not recommended). **All LED boards will be illuminated and step dimmed at specified levels. Cannot be used with additional dimming or control system. ***Cannot be used with additional dimming or control systems. ****Click here for more information. Provides control of lighting from a pillow speaker, bedside rail or wall switch. Leads are factory labeled. | Options FZ1 = Fuse (120V) FZ2 = Fuse (277V) LN = Non-dimming LED night light (3500K) LNA = Non-dimming amber LED night light BIOS Driver:* STC = Static BIOS** DMB = Dynamic BIOS Dimming*** *BIOS drivers only work with BIOS LEDs. Must select STC or DMB option, otherwise leave field blank and standard 0-10V driver will be provided. **0-10V with Dimming from 1%-100%. ***0-10V Intensity Dimming to 1% and Dim-to-Dark capabilities. | Accessory FK = Flange Conversion Kit* *Consult factory for details. |

SHALLOW PRIMO SERIES



SPECIFICATIONS

HOUSING: 20-Gauge formed cold steel housing with continuous seam welds. Aluminum and stainless steel options available. Note, the PRS does not have a frame and outer lens - please refer to the Primo (PR) for that option.

LENS: Extruded white polycarbonate lens for maximum diffusion. Unique clip design allows for tool-free lens removal to access LED boards and drivers from room-side.

LED: Ambient, Exam and Reading functions are available in four color temperatures 3000K, 3500K, 4000K and 5000K with maximum 3-step MacAdam variation allowance. Tunable White also available, from 2700K - 5000K or 2700K- 6500K. Minimum 50,000 hours with 70% lumen maintenance in a 25°C ambient temperature, compliant with IES LM-80 testing standards.

Optional BIOS® SkyBlue® circadian solutions to produce the healthy “blue sky” light signal with blue spectrum peak at 490nm+ for circadian entrainment. Bio-Dimming™ reduces CCT by 2700K.

Ambient light levels work in conjunction with reading function. Exam light levels work in conjunction with ambient function. Specified color temperature and CRI will be for all functions.

ELECTRICAL: 120-277VAC 50/60HZ electrical input high power factor electronic, constant current driver (<20% THD, >0.90 PF). Standard 0-10V Dimming with 1-100% range on Ambient and Reading functions. Must specify dimming under options. Optional step dimming, Lutron Hi-Lumen EcoSystem and Curbell Low Voltage Controller to achieve dimming and control of illumination levels. If ordered without a control, all functions will be on independent line voltage circuits.

OPTIONAL TW DRIVERS:

DALI8 - DALI Type 8 (One DALI Address)

TWO - Two Channel 0-10V dimming; one channel for brightness, one channel for CCT

OPTIONAL BIOS DRIVER OPTIONS:

STC - BIOS control 0-10V with Dimming from 1%-100% and Dynamic Bios Dimming with 0-10V Intensity Dimming to 1% and Dim-to-Dark capabilities.

DMB - Dynamic BIOS control 0-10V with dynamic spectrum and BIOS Sky Blue® with Bio-Dimming™, which changes a spectral qualities by removing the SkyBlue component when dimming from 100%-51%, while light output remains relatively constant; CCT will decrease approximately 500K through bio-dimming; dimming from 50% to 1% will then reduce light output.


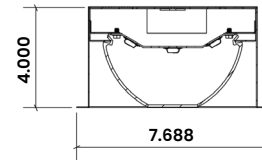
LOW VOLTAGE CONTROL: With either LVC option, Exam and Night Light are on separate line voltage circuits. One low voltage controller per pair is recommended. Leads are factory labeled for field installation. Controls and additional accessories by others.

FINISH: White antimicrobial powder coat finish following multi-stage iron phosphate pretreatment on all exposed room-side painting surfaces, unless otherwise specified.

INSTALLATION: Recessed Grid installation. Tabs on back of housing can be used for additional structural support.

WARRANTY: 5 Year Warranty.

LABEL: Fixture is certified to UL standards by Intertek Testing Laboratories. Suitable for Damp Locations. This product is Made in America and complies with Buy American Act, and the Build America, Buy America Act.



DIMENSIONAL DATA



New Star Lighting

2225 W Pershing Rd, Chicago, IL 60609
(773) 847-1400
www.newstarlighting.com

Specifications and dimensions are subject to change without notice. For additional options and dimensional details, please consult your New Star Lighting representative.

© 2025, New Star Lighting. All rights reserved. Unauthorized duplication or distribution is prohibited.

PERFORMANCE DATA*

*Displayed information is with 80 CRI at 4000K. Data is for one unit only. LEDs are frequently updated therefore values may change without notice. If fixture is separately circuited or using the LV3, functions work in conjunction with one another to achieve light levels. SD2 and SD3 will illuminate all LED boards and will be step dimmed to achieve specified light levels.

| MODEL | CONTROL SYSTEM | OUTPUT | FUNCTION | LUMENS DELIVERED | EFFICACY (lm/w) | INPUT POWER (W) |
|------------------------------------|--|-----------|---------------------------------|------------------|-----------------|-----------------|
| F1 = Ambient | Separately Circuited/ LV3/LVD | LW = Low | Ambient | 4800 | 96 | 50 |
| | | HG = High | | 7600 | 101 | 75 |
| F2 = Ambient + Exam | Separately Circuited or LV3 = Independent Load Dimming Low Voltage Controller | LW = Low | Ambient (Load 1) | 3000 | 120 | 25 |
| | | | Exam (Load 1 + Load 2) | 7600 | 101 | 75 |
| | | HG = High | Ambient (Load 1) | 4800 | 96 | 50 |
| | | | Exam (Load 1 + Load 2) | 7600 | 101 | 75 |
| | SD2 = Step Dimming (50-100%) | LW = Low | Ambient (50%) | 2400 | 96 | 25 |
| | | | Exam (100%) | 4800 | 96 | 50 |
| | | HG = High | Ambient (50%) | 3800 | 100 | 38 |
| | | | Exam (100%) | 7600 | 101 | 75 |
| | LVD = Multi-Load Dimming Low Voltage Controller | LW = Low | Ambient (Load 1) | 3000 | 120 | 25 |
| | | | Exam (Load 1 + Load 2) | 7600 | 101 | 75 |
| | | HG = High | Ambient (Load 1) | 4800 | 96 | 50 |
| | | | Exam (Load 1 + Load 2) | 7600 | 101 | 75 |
| F3 = Reading, Ambient + Exam | SD2 = Step Dimming (50-100%) | LW = Low | Reading (30%) | 1440 | 96 | 15 |
| | | | Ambient (70%) | 3300 | 94 | 35 |
| | | | Exam (100%) | 4800 | 96 | 50 |
| | | HG = High | Reading (30%) | 2280 | 99 | 23 |
| | | | Ambient (70%) | 5320 | 100 | 53 |
| | | | Exam (100%) | 7600 | 101 | 75 |
| | LVD = Multi-load Dimming Low Voltage Controller | LW = Low | Reading (Load 1) | 750 | 107 | 7 |
| | | | Ambient (Load 1 + Load 2) | 3000 | 120 | 25 |
| | | | Exam (Load 1 + Load 2 + Load 3) | 7600 | 101 | 75 |
| | | HG = High | Reading (Load 1) | 1200 | 92 | 13 |
| | | | Ambient (Load 1 + Load 2) | 4800 | 96 | 50 |
| | | | Exam (Load 1 + Load 2 + Load 3) | 7600 | 101 | 75 |



New Star Lighting

2225 W Pershing Rd, Chicago, IL 60609
(773) 847-1400
www.newstarlighting.com

Specifications and dimensions are subject to change without notice. For additional options and dimensional details, please consult your New Star Lighting representative.


© 2025, New Star Lighting. All rights reserved. Unauthorized duplication or distribution is prohibited.

SHALLOW PRIMO SERIES



THIS ONLY PERTAINS TO BIOS PERFORMANCE DATA*

*Data is with 80 CRI chip. LEDs are frequently updated therefore values may change without notice.

| MODEL | FUNCTION | OUTPUT | LUMENS DELIVERED | EFFICACY (lm/w) | INPUT POWER (W) |
|---|----------|-----------|------------------|-----------------|-----------------|
|  | Ambient | LW = Low | 4240 | 80 | 53 |
| | | HG = High | 6720 | 84 | 80 |



New Star Lighting

2225 W Pershing Rd, Chicago, IL 60609
(773) 847-1400
www.newstarlighting.com

Specifications and dimensions are subject to change without notice. For additional options and dimensional details, please consult your New Star Lighting representative.

© 2025, New Star Lighting. All rights reserved. Unauthorized duplication or distribution is prohibited.