


PROJECT: _____
 TYPE: _____
 PRODUCT: _____
 APPROVED BY: _____

PRODUCT FEATURES

- Intended for vandal-prone applications including Public Areas, Corridors, Walkways, Lobbies, Exteriors and Entryways, Façade, Commercial Settings, and more
- Available in nominal lengths - 1ft, 2ft, 3ft, and 4ft
- Contemporary and versatile design complements a wide range of architectural styles
- Faceplates offered in triangle, round, and square styles
- Low profile, 4" ADA-compliant housings that provide uplight, downlight and edgelit illumination
- This product is Made in America and complies with the Buy American Act requirements



ROUND

SQUARE

TRIANGLE

SL



ORDERING INFORMATION

Example: SLIT-HA-ST-301C-UN-BK

SL					
Series	Size* 1 = 1ft 2 = 2ft 3 = 3ft 4 = 4ft *Nominal size. Dimensional data on page 2.	Model T = Triangle R = Round S = Square	Housing HA = 16Ga. Alum. Painted HP18 = 18 Ga. SS Painted HSSA = 18Ga. SS Satin	Faceplate ST = Slot (Standard) CB = Cubi TA = Tetra OB = Orbita DA = Diament *See faceplate patterns on page 2.	Color Temp. 30 = 3000K 35 = 3500K 40 = 4000K 50 = 5000K
Circuits 1C = 1 Circuit 2C = 2 Circuits* *Uplight and downlight on first circuit, forward and side throw on second circuit.	Voltage 12 = 120V 27 = 277V UN = Universal (120-277V)	Finish* BK = Black WH = White BZ = Bronze CC = Custom Color** *Not available for HSSA housings. **Must specify RAL number and if antimicrobial finish is needed at time of order. Subject to set-up fees.	Options FZ1 = Fuse (120V) FZ2 = Fuse (277V) EM = Emergency Battery* **Front and side lighting will be on emergency circuit. For 1ft unit, battery must be remote mounted. For other sizes, battery is integral.		



New Star Lighting
 2225 W Pershing Rd, Chicago, IL 60609
 (773) 847-1400
 www.newstarlighting.com

Specifications and dimensions are subject to change without notice. For additional options and dimensional details, please consult your New Star Lighting representative.

© 2024, New Star Lighting. All rights reserved. Unauthorized duplication or distribution is prohibited.

SPECIFICATIONS

FACEPLATE: Die-formed, seam welded, and ground-smooth construction in choice of 16-gauge aluminum or 18-gauge stainless steel. Three faceplate shapes available: Triangle, Round, or Square. Additional faceplate design patterns available, see right. Backbox material to match faceplate.

BACK BOX HOUSING: Choice of 16-gauge aluminum or 18-gauge stainless steel to match faceplate. Slots on either side of back housing cast a soft glow from behind the faceplate, enhancing wall surfaces.

LENS: .125 Impact-resistant white frosted polycarbonate lens.

LED: Available in four color temperatures: 3000K, 3500K, 4000K, and 5000K with maximum 3-step MacAdam variation allowance. Minimum 80 CRI standard. Minimum 50,000 hours with 70% lumen maintenance in a 25°C ambient temperature, compliant with IES LM-80 testing standards.

DRIVER: Standard 0-10V dimming driver with 1-100% range. Consult factory for additional options. Optional emergency battery. For one-foot size, supplied battery is remote mounted. For other sizes, internal battery and test switch are supplied.

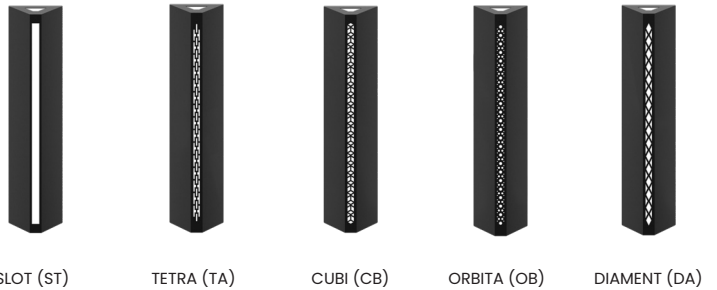
FASTENERS: Tamper resistant Torx® head fasteners with center pin reject.

FINISH: Durable powder coat finish available in black, bronze, or matte white. Custom colors available, must specify RAL number. Not available for satin stainless steel (HSSA) housings

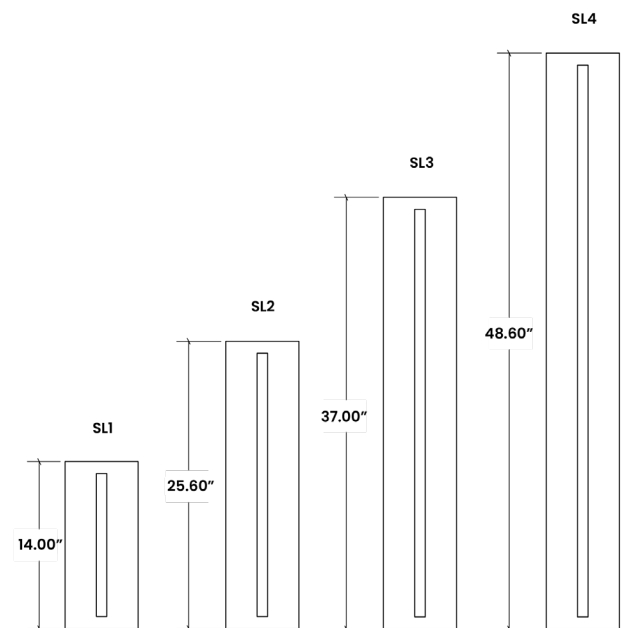
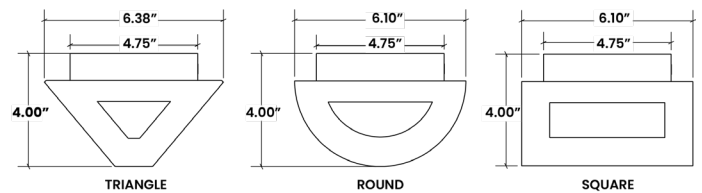
INSTALLATION: Surface installation. Hardware by others.

LABEL: Fixture is ETL tested to UL safety standards (UL 1598), and suitable for Wet Locations. IP65 Listed per IEC60598. IK10 Listed per IEC60068. This product is Made in America and complies with the Buy American Act (BAA).

DECORATIVE FACEPLATES



DIMENSIONAL DATA



The Sculpture Series is covered by our New Star Promise.

Our promise means we will repair or replace any of our High Abuse or Vandal-Resistant architectural luminaires when installed according to our instructions for the life of the original installation if the fixture should fail due to physical abuse*.

*Damage caused by gunfire and chemical reactions is not covered by the New Star Promise.

PERFORMANCE DATA

*Data is with 80 CRI chip at 4000K. LEDs are frequently updated therefore values may change without notice.

MODEL	LUMENS DELIVERED	INPUT POWER (W)	WEIGHT (lbs)
SL1	1700	42	9
SL2	2000	52	12
SL3	2400	65	16
SL4	2800	77	20



New Star Lighting

2225 W Pershing Rd, Chicago, IL 60609
(773) 847-1400

www.newstarlighting.com

Specifications and dimensions are subject to change without notice. For additional options and dimensional details, please consult your New Star Lighting representative.

© 2024, New Star Lighting. All rights reserved. Unauthorized duplication or distribution is prohibited.