

PROJECT: \_\_\_\_\_  
 TYPE: \_\_\_\_\_  
 PRODUCT: \_\_\_\_\_  
 APPROVED BY: \_\_\_\_\_



VICW

## PRODUCT FEATURES

- Intended for Public Areas, Corridors, Stairways, Parking Garages, Restrooms, Lobbies, Schools, and more
- Architectural linear luminaire that melds aesthetics, function and vandal resistance
- Extruded aluminum housing with cast aluminum endcaps for durability
- Certified to UL standards by Intertek Testing Laboratories for Wet Locations (under covered ceiling). IK10 Listed per IEC60068. This product is Made in America and complies with the Buy American Act (BAA)

U.S. Patent No. US Patent 8,770,785



## ORDERING INFORMATION

Example: VIC2W-L2351C-RW-UN-WH

VIC		W				
<b>Series</b>	<b>Nominal Size</b> 1 = 1ft 2 = 2ft 3 = 3ft 4 = 4ft  *Nominal size. Dimensional data on Page 2.	<b>Style</b> W = Wide	<b>Lumen Output*</b> L1 = Low L2 = Standard L3 = Medium L4 = High L5 = Max** CL = Custom Lumens***  *Subject to change. Performance Data on Page 3. **Cannot be used with Occ Sensor. ***Only available for 4ft. N/A with 1ft, 2ft and 3ft. Must not exceed fixture maximum output. Must specify "DMI" if selecting dimming.	<b>Color Temp.</b> 35 = 3500K 40 = 4000K 50 = 5000K	<b>Circuits</b> 1C = 1 Circuit 2C = 2 Circuits*  *Allows for inboard/outboard control	<b>Lens</b> RW = .09 Ribbed White Poly. RC = .09 Ribbed Clear Poly. RWC = .15 Ribbed White Poly. RCC = .15 Ribbed Clear Poly.

<b>Voltage</b> 12 = 120V 27 = 277V 34 = 347V UN = Universal (120V-277V)	<b>Finish</b> WH = White CC = Custom Color*  *Must specify RAL number at time of order and if antimicrobial finish is needed. Subject to setup fees.	<b>Options</b> PC = Photocell (N/A decorative end cap)* OC = Occupancy Sensor (N/A decorative end cap)** RM = Row Mount for Field Installation*** EL1 = Emerg. Bat. LED Low (10W)# EL2 = Emerg. Bat. LED Low (20W)# LN = LED Night Light SD2 = Step. Dimming Module (50-100%) SD3 = Step. Dimming Module (30-70-100%)  *N/A with 347 or UN voltage. Refer to Page 1 if ordering with SD2 or SD3. **Refer to Specification Features if ordering with SD2 or SD3 option. ***Kit includes joining hardware for field installation. If decorative end caps are specified, only end units will have decorative end cap. Consult factory for details. #Consult factory for VIC1 emergency options. †3500K Non-dimming Night Light with integrated switch allows light levels at 100%, 70%, 40% and 10%. Consult factory for 347V. If SD2 and OC are ordered together, fixture operates at 50% when area is unoccupied. Fixture increases to 100% after motion is detected and reverts to 50% after time delay (set by user). *Consult factory for 347V. If SD3 and OC are ordered together, SD3 will be set at lowest dimming level unless otherwise specified. Fixture operates at 30% when area is unoccupied. Fixture increases to 100% after motion is detected and reverts to 30% after time delay (set by user).	<b>FZ1 = Fuse (120V)</b> <b>FZ2 = Fuse (277V)</b> <b>DE = Decorative End Caps</b> <b>PH = Phillips Head Screws</b> <b>NAT = Natatorium Finish</b> <b>90C = 90 CRI</b> <b>PM = Pendant Mount Install (Stems/Hardware by others)</b>	<b>Accessory</b> CM = Corner Mount Bracket
-------------------------------------------------------------------------------------	------------------------------------------------------------------------------------------------------------------------------------------------------------------	---------------------------------------------------------------------------------------------------------------------------------------------------------------------------------------------------------------------------------------------------------------------------------------------------------------------------------------------------------------------------------------------------------------------------------------------------------------------------------------------------------------------------------------------------------------------------------------------------------------------------------------------------------------------------------------------------------------------------------------------------------------------------------------------------------------------------------------------------------------------------------------------------------------------------------------------------------------------------------------------------------------------------------------------------------------------------------------------------------------------------------------------------------------------------------------------------------------------------------------------------------------------------------------------------------------------------------------------------------------	------------------------------------------------------------------------------------------------------------------------------------------------------------------------------------------------------------------------------------------------------	-----------------------------------------------



**New Star Lighting**

2225 W Pershing Rd, Chicago, IL 60609  
 (773) 847-1400  
 www.newstarlighting.com

Specifications and dimensions are subject to change without notice. For additional options and dimensional details, please consult your New Star Lighting representative.

## SPECIFICATIONS

**CONSTRUCTION:** Marine grade, extruded aluminum frame with cast aluminum end caps. Includes knockouts for surface conduit and tandem mounting (field installation, hardware by others).

**LENS:** Linear ribbed clear and white polycarbonate lens available in .09" and .15" thickness. Unique swing rail design for ease of lens removal for maintenance.

**LED:** Available in three color temperatures: 3500K, 4000K and 5000K with maximum 3-step MacAdam variation allowance. Other color temperatures available, consult factory.

**ELECTRICAL:** 0-10V Dimming available with 1-100% range.

**REFLECTOR:** Faceted 22-gauge specular aluminum for maximum rigidity and controlled light distribution.

**FASTENERS:** Tamper-resistant Torx® head fasteners with center pin reject. Optional Phillips screws (3 on each side) available.

**FINISH:** White powder coat finish following multistage iron phosphate pretreatment.

**GASKET:** EPDM gasketing to prevent water and dust infiltration.

**SENSORS:** Fixtures with SD2 and OC sensor operate at 50% when area is unoccupied, increases to 100% after motion is detected, and reverts to 50%. Fixtures with SD3 and OC sensor are set at lowest dimming level unless otherwise specified. Fixture operates at 30% when area is unoccupied, increases to 100% after motion is detected and reverts to 30% after time delay. Time delay set by user. Consult factory for different configurations.

**INSTALLATION:** Surface wall mount installation. Hardware by others.

**WARRANTY:** New Star Promise.

**LABEL:** Certified to UL standards by Intertek Testing Laboratories for Wet Locations (under covered ceiling). IK10 Listed per IEC60068. Optional 3G rating.

DLC Approved Configuration: VIC4W-L4401-RC-UN-WH

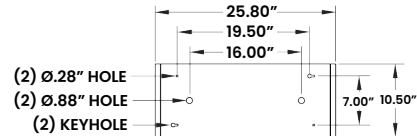
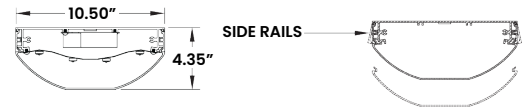


The Victory Wide Series is covered by our New Star Promise.

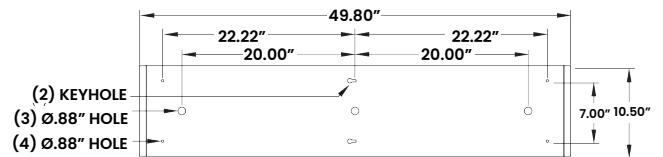
Our promise means we will repair or replace any of our High Abuse or Vandal Resistant achirctural luminaires when installed according to our instructions for the life of the original installation if the fixture should faile due to physical abuse.\*

\*Exclusions to the New Star Promise are gunfire and chemical reactions

## DIMENSIONAL DATA



VIC2W



VIC4W



STANDARD (FLAT) END CAP

## PERFORMANCE DATA

\*Data is with 80 CRI chip. LEDs are frequently updated therefore values may change without notice.

MODEL	OUTPUT	COLOR TEMP.	(RC) CLEAR POLYCARBONATE LENS			(RW) WHITE POLYCARBONATE LENS		
			LUMENS DELIVERED	EFFICACY (lm/w)	INPUT POWER (W)	LUMENS DELIVERED	EFFICACY (lm/w)	INPUT POWER (W)
VIC1W	LOW (L1)	3500K	800	114	7	700	100	7
		4000K	825	118	7	725	104	7
		5000K	850	121	7	750	107	7
	STANDARD (L2)	3500K	1500	115	13	1300	104	13
		4000K	1550	119	13	1350	104	13
		5000K	1600	123	13	1400	108	13
	MEDIUM (L3)	3500K	2200	116	19	1900	100	19
		4000K	2250	118	19	1975	104	19
		5000K	2300	121	19	2050	108	19
	HIGH (L4)	3500K	2850	114	25	2500	100	25
		4000K	2950	118	25	2600	104	25
		5000K	3050	122	25	2700	108	25
VIC2W	LOW (L1)	3500K	1500	115	13	1300	100	13
		4000K	1500	119	13	1350	104	13
		5000K	1600	123	13	1400	108	13
	STANDARD (L2)	3500K	2800	112	25	2500	100	25
		4000K	2950	118	25	2600	104	25
		5000K	3100	124	25	2700	108	25
	MEDIUM (L3)	3500K	4300	113	38	3700	97	38
		4000K	4500	118	38	3900	103	38
		5000K	4700	124	38	4100	108	38
	HIGH (L4)	3500K	5600	112	50	4900	98	50
		4000K	5900	118	50	5100	102	50
		5000K	6200	124	50	5300	106	50
VIC3W	LOW (L1)	3500K	2050	108	19	1850	97	19
		4000K	2200	116	19	1950	103	19
		5000K	2350	124	19	2050	108	19
	STANDARD (L2)	3500K	4100	108	38	3700	97	38
		4000K	4400	116	38	3900	103	38
		5000K	4700	124	38	4100	108	38
	MEDIUM (L3)	3500K	6150	108	57	5500	96	57
		4000K	6600	116	57	5800	102	57
		5000K	7050	124	57	6150	108	57
	HIGH (L4)	3500K	8200	109	75	97	97	75
		4000K	8700	116	75	103	103	75
		5000K	9300	124	75	108	108	75



**New Star Lighting**

2225 W Pershing Rd, Chicago, IL 60609  
 (773) 847-1400  
[www.newstarlighting.com](http://www.newstarlighting.com)

Specifications and dimensions are subject to change without notice. For additional options and dimensional details, please consult your New Star Lighting representative.

© 2024, New Star Lighting. All rights reserved. Unauthorized duplication or distribution is prohibited.

## PERFORMANCE DATA CONT.

\*Data is with 80 CRI chip. LEDs are frequently updated therefore values may change without notice.

MODEL	OUTPUT	COLOR TEMP.	(RC) CLEAR POLYCARBONATE LENS			(RW) WHITE POLYCARBONATE LENS		
			LUMENS DELIVERED	EFFICACY (lm/W)	INPUT POWER (W)	LUMENS DELIVERED	EFFICACY (lm/W)	INPUT POWER (W)
VIC4W	LOW (L1)	3500K	2700	108	25	2400	96	25
		4000K	2900	116	25	2550	102	25
		5000K	3100	124	25	2700	108	25
	STANDARD (L2)	3500K	5500	110	50	4900	98	50
		4000K	5800	116	50	5100	102	50
		5000K	6100	122	50	5300	106	50
	MEDIUM (L3)	3500K	8400	112	75	7400	99	75
		4000K	8800	117	75	7700	103	75
		5000K	9200	123	75	8000	107	75
	HIGH (L4)	3500K	11200	112	100	9700	97	100
		4000K	11700	117	100	10200	102	100
		5000K	12300	123	100	10700	107	100
	MAX (L5)	3500K	16900	121	140	15230	109	140
		4000K	17600	126	140	15860	113	140
		5000K	18300	131	140	16500	118	140



**New Star Lighting**

2225 W Pershing Rd, Chicago, IL 60609  
 (773) 847-1400  
[www.newstarlighting.com](http://www.newstarlighting.com)

Specifications and dimensions are subject to change without notice. For additional options and dimensional details, please consult your New Star Lighting representative.

© 2024, New Star Lighting. All rights reserved. Unauthorized duplication or distribution is prohibited.