

STARCLEAN SERIES LED: RECESSED (GRID/FLANGE)

SCR12/SCR14/SCR22/SCR24

FEATURES:

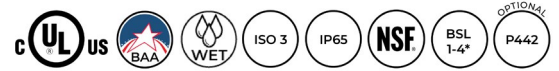
- Intended for Healthcare Settings, Alternative Care Facilities, Cleanrooms, Hospitals, Hi-Tech Manufacturing, Laboratory, Food Processing Facilities, Commercial Kitchens, and more
- Cleanroom troffer available in a 1x2, 1x4, 2x2, 2x4
- Recessed ceiling mount; grid or flange
- High-output to achieve various lighting level requirements for different applications
- This product was Made in America and complies with the Buy American Act (BAA) requirements



SCR24

RELATED PRODUCTS:

- [StarClean Recessed \(SCR\) Quick Ship Ordering Options](#)
- [StarClean Surface Series \(SCS\)](#)
- [StarClean Utility \(SCU\)](#)
- [StarClean Recessed with Red LEDs \(SCR\)](#)



SPECIFICATIONS

HOUSING: 20 gauge formed cold rolled steel housing with continuous seam welds. Aluminum and stainless steel options available.

FRAME: Inset or overlapping doorframe available in aluminum, cold rolled steel, and stainless steel. Extruded inset door available in anodized aluminum or white painted aluminum. Frame held to housing via aircraft cable.

LENS: Acrylic or polycarbonate lens options - smooth side out. Inset and overlapping frame uses a rail hold down system.

LED: Available in three color temperatures 3500K, 4000K, and 5000K with maximum 3-step MacAdam variation allowance. Other color temperatures available, consult factory. Minimum 80 CRI standard with optional minimum 90 CRI available.

ELECTRICAL: 0-10V dimming available with 10-100% range and 1-100% range. Must specify dimming under options.

FASTENERS: Stainless steel Philips flat head screws with captive cage nuts. Finish to match doorframe.

FINISH: White antimicrobial powder coat finish following multistage iron phosphate pretreatment. Stainless steel brushed fixtures are brushed on all exposed room-side surfaces.

GASKET: Closed cell EPDM and closed cell silicone gaskets prevent air contaminations from entering the fixture. Gasketing seals lens to doorframe and doorframe to housing. Optional triple gasketing, must specify Grid or Flange installation.

INSTALLATION: Recessed mounting accommodates Grid and Flange installations. Recessed fixtures will be supplied with adjustable swing arms that can be used for Flange applications or taped to the side for Grid applications. Recessed install compatible with 1-1/2" and 15/16" Grid systems. Mounting for custom ceilings available, consult factory.

WARRANTY: Limited five (5) year warranty.

LABEL: Fixture is certified to UL standards for Wet Location under covered ceiling. IP65 rating. Meets ISO 3/Class 1 Cleanrooms. NSF2 Splash/Non-Food Zone. *Suitable for Biosafety Labs rated BSL 1 to 4 when specifying optional NSF Protocol P442 rating.

This product was Made in America and complies with the Buy American Act (BAA) requirements. Specifications and dimensions are subject to change without notice. For additional options and dimensional details, please consult your New Star Lighting representative.

STARCLEAN SERIES LED: RECESSED (GRID/FLANGE)

SCR12/SCR14/SCR22/SCR24

ORDERING INFORMATION

EXAMPLE: SCR14-HC/OC-L4401C-A-UN

SERIES	MOUNTING	SIZE*	HOUSING	FRAME*	LUMEN OUTPUT*
SC	R				
	R = Recessed (Grid/Flange)	12 = 1x2 14 = 1x4 22 = 2x2 24 = 2x4	HC = 20Ga. CRS Painted HS = 20Ga. SS Brushed HP = 20Ga. SS Painted HA = 16Ga. Alum. Painted	INSET (I)* or OVERLAP (O) OC = 18Ga. CRS Painted OS = 18Ga. SS Brushed OP = 18Ga. SS Painted OA = 16Ga. Alum Painted IE = Extruded Alum** IP = Extruded Alum Painted** IC = 20Ga. CRS Painted* IA = 16Ga. Alum Painted* IB = 20Ga. SS Brushed* IS = 20Ga. SS Painted*	SCR12-14: L2 = Low L3 = Standard L4 = High CL = Custom Lumen Output** SCR22-24: L2 = Low L4 = Standard L6 = Medium L8 = High CL = Custom Lumen Output**

*Nominal Size.
Dimensional Data
on Page 4.

*Inset frames (I) suitable for Biosafety Labs (BSL) rated 1-2 only.
 **Not IP65. N/A with .187 Prismatic Poly. Lens.
 *Subject to change. Performance Data on page 3.
 ** Must be specified at time of quote. Must not exceed fixture maximum output. Must specify "DMI" if selecting dimming.

COLOR TEMP.	CIRCUITS	LENS	VOLTAGE	OPTIONS
35 = 3500K 40 = 4000K 50 = 5000K	1C = 1 Circuit 2C = 2 Circuits* *Allows for Inboard/ Outboard control.	A = .125 Prismatic Acrylic B = .125 Prismatic Poly. C = .156 Prismatic Poly. D = .187 Prismatic Poly.* E = .125 White Frost Poly. G = .140 Prismatic DR Acrylic H = .125 White Frost Acrylic * Cannot be used with IE/IP.	12 = 120V 27 = 277V 34 = 347V UN = Universal (120V-277V)	DM = 0-10V dimming with 10-100% range DM1 = 0-10V dimming with 1-100% range FZ1 = Fuse (120V) FZ2 = Fuse (277V) SD2 = Step Dim. Module (50-100%)* SD3 = Step Dim. Module (30-70-100%)* EL1 = Emerg. Bat. LED Low (10W)** EL2 = Emerg. Bat. LED High (20W)** RF = (RIF) Radio Intereference Filter TH = Torx Head screws (with center pin) RM = Row Mount (N/A with P442 option)*** 90C = 90 CRI TGG = Triple Gasketing (Grid) (N/A with P442 option) TGF = Triple Gasketing (Flange) (N/A with P442 option) IP66 = IP66 Rated (Overlapping frame only) P442 = NSF P442 Certified (Required for BSL 1-4)****

*Consult factory for 347V.
 **SCR12 Remote Battery. Consult factory for CA Title 24 options. If stored, batteries should be fully recharged every six months and kept between 0°C-25°C to maintain optimal battery capacity.
 ***Joiner bracket supplied. Fixture dimensions subject to change. Consult factory for custom wiring or knockouts.
 ****Requires additional backbox, see dimensional data for details.

STARCLEAN SERIES LED: RECESSED

SCR12/SCR14/SCR22/SCR24



PERFORMANCE DATA*

*Data is with 80 CRI chip. LEDs are frequently updated therefore values may change without notice.

MODEL	OUTPUT	COLOR TEMP.	LUMENS DELIVERED	EFFICACY (lm/W)	INPUT POWER (W)
SC12	L2 = Low	3500°K	2875	115	25
		4000°K	3000	120	25
		5000°K	3125	125	25
	L3 = Standard	3500°K	4180	110	38
		4000°K	4370	115	38
		5000°K	4560	120	38
	L4 = High	3500°K	5500	110	50
		4000°K	5750	115	50
		5000°K	6000	120	50
SC14	L2 = Low	3500°K	5750	115	50
		4000°K	6000	120	50
		5000°K	6250	125	50
	L3 = Standard	3500°K	8250	110	75
		4000°K	8625	115	75
		5000°K	9000	120	75
	L4 = High	3500°K	11000	110	100
		4000°K	11500	115	100
		5000°K	12000	120	100
SC22	L2 = Low	3500°K	3000	120	25
		4000°K	3125	125	25
		5000°K	3250	130	25
	L4 = Standard	3500°K	6000	120	50
		4000°K	6250	125	50
		5000°K	6500	130	50
	L6 = Medium	3500°K	8625	115	75
		4000°K	9000	120	75
		5000°K	9375	125	75
	L8 = High	3500°K	11500	115	100
		4000°K	12000	120	100
		5000°K	12500	125	100
SC24	L2 = Low	3500°K	6000	120	50
		4000°K	6250	125	50
		5000°K	6500	130	50
	L4 = Standard	3500°K	12000	120	100
		4000°K	12500	125	100
		5000°K	13000	130	100
	L6 = Medium	3500°K	17250	115	150
		4000°K	18000	120	150
		5000°K	18750	125	150
	L8 = High	3500°K	23000	115	200
		4000°K	24000	120	200
		5000°K	25000	125	200

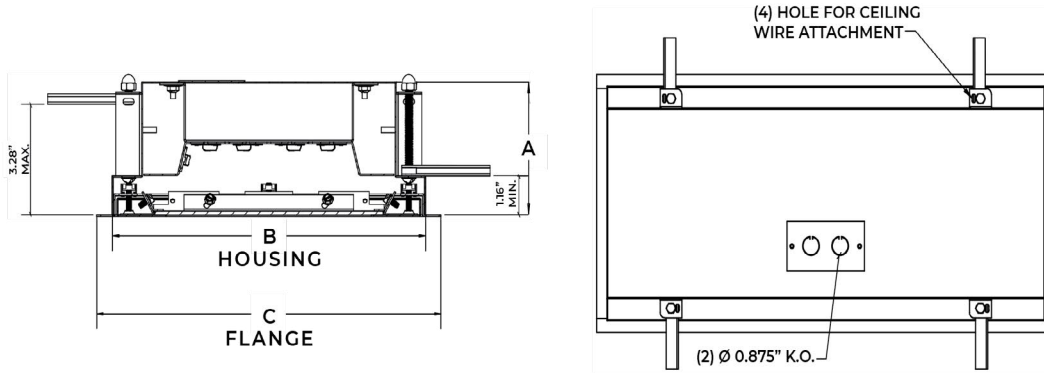
STARCLEAN SERIES LED: RECESSED

SCR12/SCR14/SCR22/SCR24

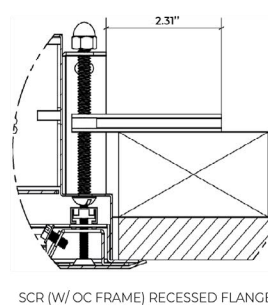
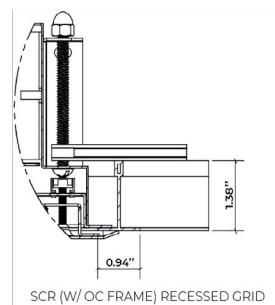
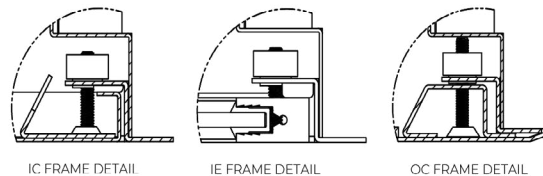


DIMENSIONAL DATA

Fixture weight varies and is dependent upon chosen specifications. Consult factory for additional information. Average weight of the SCR14 is 27lb. Average weight of the SCR24 is 48lb.



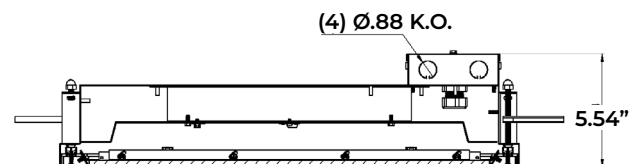
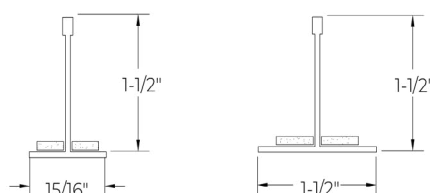
	A	B	C	REC. CEILING CUT-OUT
SCR12	4.00"	10.64" X 22.64"	11.69" X 23.69"	10.88" X 22.88"
SCR14	4.00"	10.64" X 46.64"	11.69" X 47.69"	10.88" X 46.88"
SCR22	4.00"	22.64" X 22.64"	23.69" X 23.69"	22.88" X 22.88"
SCR24	4.00"	22.64" X 46.64"	23.69" X 47.69"	22.88" X 46.88"



GRID COMPATIBILITY:

SCR12: Spaced at 12" x 24" Centers
 SCR14: Spaced at 12" x 48" Centers
 SCR22: Spaced at 24" x 24" Centers
 SCR24: Spaced at 24" x 48" Centers

SCR with P442 Backbox:



This product was Made in America and complies with the Buy American Act (BAA) requirements. Specifications and dimensions are subject to change without notice. For additional options and dimensional details, please consult your New Star Lighting representative.