

MRI IMAGE OVERLAY STARTILES

AGG14-MRI/AGG22-MRI/AGG24-MRI

Transform New Star Lighting's versatile StarTile with an Image overlay. Images sit directly in a standard Grid while the recessed frame and StarTile backlight the Image for an even illumination. Variety of high quality image overlays with the option of a custom image. Images can be configured as a standalone image or into a mural. MRI components, non-ferrous material.



SPECIFICATION FEATURES

IMAGES: Variety of high-resolution images available. Images sit directly in the grid with the Recessed Frame on top. Optional custom image. StarTile murals are available and scalable to various project requirements. Images may need to be edited. Images are printed on polycarbonate, unless otherwise specified.

RECESSED FRAME: Straight edge Recessed Frame illuminates the image by raising the StarTile 3-inches (standard) above standard grid ceiling. Frame is aluminum and painted in a white powder coat finish, unless otherwise specified.

STARTILE FRAME: Fixture Frame White Extruded Aluminum.

STARTILE LENS: Opal Polycarbonate lens standard.

STARTILE LED: Available in four white color temperatures 3000°K, 3500°K, 4000°K, and 5000°K (recommended). Other color temperatures available, consult factory. Standard 0-10V dimming driver with 10-100% range.

POWER SUPPLY: LED driver included - must be remote mount. Must order Power Supply separately, Page 3. MRI room EMI filter required, supplied by others. Input Voltage: AC120V-277V

AGG14: Input Power 40.0W
AGG22: Input Power 40W
AGG24: Input Power 80W

ORDERING INFORMATION

Order based on number of murals, not individual StarTiles. Example: 8 StarTiles for 1 Mural, order Qty 1 with configuration = 8, Y, Z. See example on page 2.

APPLICATIONS: MRI Rooms.
MOUNTING: Grid installation. Mounting for custom ceilings available, consult factory.
LABEL: Fixture is listed for UL Damp Location.



SERIES	MOUNTING	SIZE	MRI	P	CONFIGURATION
AG	G		MRI	P	
	G = Grid	14 = 1x4 22 = 2x2 24 = 2x4	*Remote Driver. Requires remote Power Supply ordered separately and proper filter components, by others. Consult factory for more information.	P = Premier Imaging Mural	X Y Z X = Number of StarTiles per Mural Y = Horizontal length of Mural (Feet) Z = Vertical length of Mural (Feet)
	*Contact factory for custom installations	*Nominal Size. Dimensional Data on Page 2			

* Configuration Example on Page 2. Custom configurations and shapes available, consult factory. Images may need to be edited based on layout.

IMAGE*	VOLTAGE	COLOR TEMP.
RT = Red Flowers w Tree	12 = 120V	30 = 3000°K
PT = Palm Tree 1	27 = 270V	35 = 3500°K
WF = White Flower	UN = Universal	40 = 4000°K
P2 = Palm Tree 2	(120V-277V)	50 = 5000°K*
TE = Tree		
BT = Blue Sky w Tree		*Recommended for Images
B1 = Blue Sky 1		
B2 = Blue Sky 2		
WT = White Tree		
YO = Yellow Orange Tree		
SI = Standard Image TBD**		
CI = Customer to provide image***		

RT = Red Flowers w Tree 12 = 120V 30 = 3000°K
 PT = Palm Tree 1 27 = 270V 35 = 3500°K
 WF = White Flower UN = Universal 40 = 4000°K
 P2 = Palm Tree 2 (120V-277V) 50 = 5000°K*

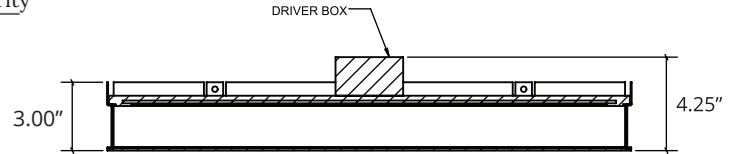
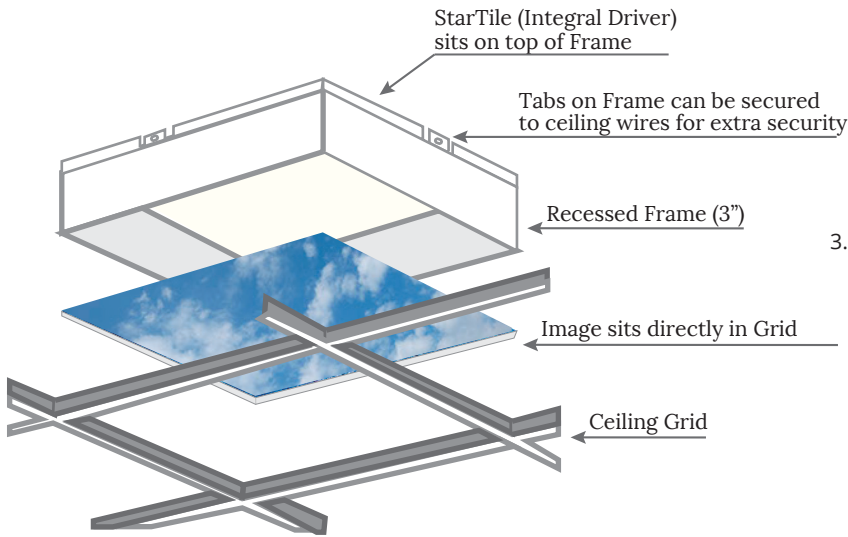
*Recommended for Images

* Image options on Page 3
 ** Quoted with standard image offering. Image to be selected at time of order
 *** Image must be hi-resolution. Contact factory for details.

Notes:
 Specifications and Dimensions are subject to change without notice.
 For additional options and dimensional details please consult your New Star Lighting Representative.

DIMENSIONAL DATA

Dimensions based on standard (15/16") Grid . Must have 4.5" ceiling clearance.



SERIES	IMAGE SIZE	FRAME SIZE	STARTILE SIZE (without Driver Box)	TOTAL HEIGHT
AGG14	11.75" x 47.75"	11.79" x 47.79" x 3.00"	11.81" x 47.75" x 0.56"	4.25"
AGG22	23.75" x 23.75"	23.79" x 23.79" x 3.00"	23.62" x 23.62" x 0.56"	4.25"
AGG24	23.75" x 47.75"	23.79" x 47.79" x 3.00"	23.62" x 47.62" x .056"	4.25"


CONFIGURATION EXAMPLE

Order quantity based on number of murals, not StarTiles.

Example: Qty 1: AGG24-M484-RT-UN-57 = 1 Mural consisting of 4 (2x4) StarTiles. Two StarTiles across (8') and two StarTiles down (4').


CONFIGURATION EXAMPLE #1
4 8 4
X Y Z

X = Number of StarTiles per Mural = 4 (2x4 StarTiles)
 Y = Horizontal length of Mural (Feet) = 8ft
 Z = Vertical length of Mural (Feet) = 4ft



CONFIGURATION EXAMPLE #2
4 4 8
X Y Z

X = Number of StarTiles per Mural = 4 (2x4 StarTiles)
 Y = Horizontal length of Mural (Feet) = 4ft
 Z = Vertical length of Mural (Feet) = 8ft



Notes:
 Specifications and Dimensions are subject to change without notice.
 For additional options and dimensional details please consult your New Star Lighting Representative.

IMAGE OPTIONS



RT = Red Flowers w Tree



PT = Palm Tree 1



WF = White Flower



P2 = Palm Tree 2



TE = Tree



BT = Blue Sky w Tree



B1 = Blue Sky 1



B2 = Blue Sky 2




WT = White Tree



WP = White Pink Tree



YO = Yellow Orange Tree



CI = Customer Provided



VKI Images Available.
See Website for Selection.

REMOTE POWER SUPPLY ORDERING INFORMATION

StarTile MRI fixtures supplied with LED Driver. Driver must be remote mount outside of MRI Room. One Driver inside one Box to power one fixture (maximum). Consult factory for additional options. MRI room EMI filter required (supplied by others). Note, each Power Supply requires individual Filter. Consult factory for additional Power Supply configurations.

SERIES	SIZE	PS-1/1-P	OPTIONS
AG	14 = 1x4 22 = 2x2 24 = 2x4		DMI = 0-10V dimming with 1-100% range