

UMS2-UMS4

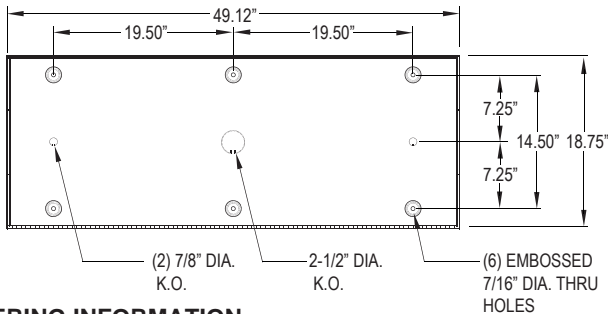
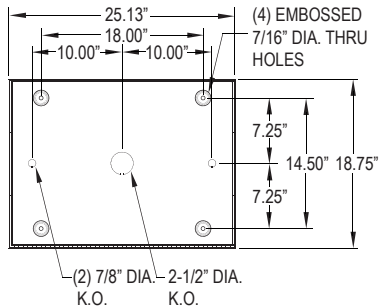
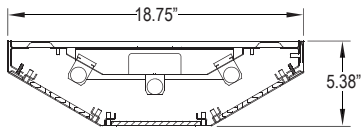
CONFINEMENT SERIES

SURFACE LUMINAIRE

CLAMSHELL DESIGN FOR MAX. TO SUPERMAX SECURITY
FLUORESCENT/LED



DIMENSIONAL DATA



ORDERING INFORMATION

Product Family	Gauge	# of Lamps	Lamp Type	# Ballasts/Drivers
UMS_				
UMS2 18-3/4" x 25-1/8" x 5-3/8"	A = 12 Ga. CRS B = 14 Ga. CRS C = 16 Ga. CRS D = 18 Ga. CRS E = 14 Ga. SS F = 16 Ga. SS	G = 18 Ga. SS (Brushed) H = 14 Ga. SS (Painted) J = 16 Ga. SS (Painted) (Brushed)	Fluorescent UMS2-UMS4: 3 = 3 Lamp LED UMS2: L3 = LED 3 Row (37.5W)	LED UMS4: L3 = LED 3 Row (75W)
UMS4 18-3/4" x 49-3/16" x 5-3/8"			Fluorescent UMS2: 17 = Linear 17W T8 14 = Linear 14W T5 24 = Linear 24W T5 HO 40 = 40 Twin 2Gx11 Fluorescent UMS4: 32 = 32W T8 28 = 28W T5 54 = 54W T5 HO	LED: 35 = White 3500° K 40 = White 4000° K 50 = White 5000° K Fluorescent: 1 = Ballast 2 = Ballast
				LED: 1 = Driver 2 = Driver
Outer Lens	Inner Lens	Voltage	Options	
Ø = No Lens A = .125 Clear Poly. B = .156 Clear Poly. 1 = .187 Clear Poly. 2 = .250 Clear Poly. 3 = .375 Clear Poly.	4 = .500 Clear Poly. 5 = .187 Clear Temp.Glass 6 = .250 Clear Temp.Glass 7 = .375 Clear Temp.Glass^ 8 = .500 Clear Temp.Glass^ 9 = .750 Clear Temp.Glass^	Ø = No Lens A = .125 Pris. Acrylic B = .125 Pris. Poly. C = .156 Pris. Poly. D = .187 Pris. Poly.	E = .156 Pris. Temp. Glass F = .156 Pris. Acrylic G = .140 DR Acrylic LC3 = .125 White Frosted Polycarbonate	12 = 120V 27 = 277V 34 = 347V ■ UN = Universal (120V-277V)
		DB = Ballast: Dimming (0-10V) * E1 = Emerg.Ballast (450 Lumens) * ◀ E2 = Emerg.Ballast (1350 Lumens) * ◀ EL1= Emerg. Bat. LED Low EL2= Emerg. Bat. LED High PR = Program. Rapid Start Ballast AH = Allenhead Screws w/ctr. pin reject CDH = Concealed Drop Hinge		
		NL = Fluorescent Night Light * LN = LED Night Light. Consult factory for available color /temperatures. FZ = Fuse Holder * UV = .005 UV Absorbing Overlay		
^ Must Use 12 or 14 Gauge Frame * Cannot use with universal voltage option		Consult factory for T5 availability Consult factory for lamp-ballast options		
		◆ Not available in LED		

PROJECT:
TYPE:
PRODUCT:
APPROVED:
DATE:

FEATURES

The New Star " UMS2-UMS4 " Confinement clamshell fixture is designed for max to super security application

- 16-12 gauge die formed steel or stainless steel clamshell housing with full length continuous staked piano hinge with welded end
- Reinforced internal sidewall
- Maximum to super maximum security application
- Wide variety of lens options held in place with Z-Channel and weld studs
- Torx head center pin screws standard
- Black neoprene gasket around door frame to prevent light leaks
- Clamshell design incorporates a contraband drop slot gap between the ceiling and the back of fixture

APPLICATION

- Confinement
- Psychiatric Wards
- Detention Centers
- Public Housing Complexes
- Transportation Applications
- Athletic Facilities

SPECIFICATION FEATURES

HOUSING:

Die formed, seam welded, and ground smooth (specify material and gauge).

BACKPLATE:

Die formed with contraband drop slot and embossed mounting holes(materials and gauge to match housing). Incorporates a removable reflector unitized with all electrical components for easy installation and maintenance. Security caulking between ceiling and fixture is not required with this back plate design.

HINGE:

16 gauge full length continuous, staked piano hinge, with welded ends. to prevent removal (material to match housing).

LENS / LENS RETENTION:

Lens per specification (see options) and secured by "Z" retainers with weld studs spaced six inches apart for maximum strength.

ELECTRONICS:

Fluorescent:
Electronic Ballast <10% THD standard. RIF available. Lamps by others.

LED:

Available in three standard color temperatures 3500° K, 4000° K & 5000° K. Other color temperatures available, consult factory.

LED NIGHT LIGHT:

Integrated switch allows light selection at 100%,70%,40% and 10% levels

GASKET:

Black neoprene gasket around door frame to prevent light leaks

FASTENERS:

Tamper-resistant Button Head Torx screws with center pin reject.

FINISH:

White powder coat finish following an iron phosphate pre-treatment.

LABEL:



Notes:

Specifications and Dimensions are subject to change without notice. For additional options and dimensional details please consult your New Star Lighting Representative. For specific electronic ballast, specify brand and catalog number.

12202022



Based on a .125 Clear Polycarbonate Outer lens / .125 Prismatic Acrylic Inner lens				
# LED BOARDS	# ROWS	WATTAGE	EFFICACY (lm/W)	DELIVERED LUMENS
UMS2:				
L3	3 Rw	(37.5W)	110	4,125 LMS
UMS4:				
L3	3 Rw	(75.0W)	110	8,250 LMS
TAKE AN ADDITIONAL 20% OFF DELEIVERED LUMENS WHEN SPECIFYING THE LC3 LENS				